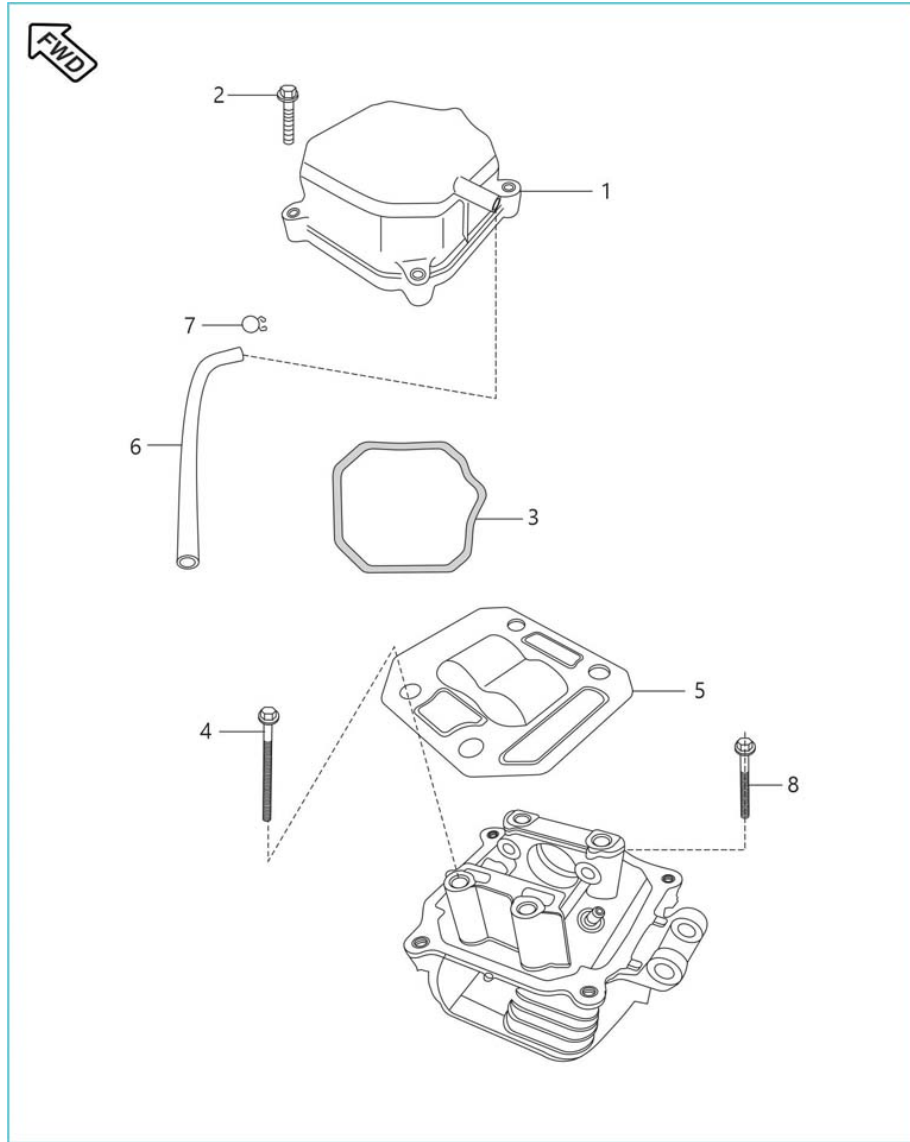
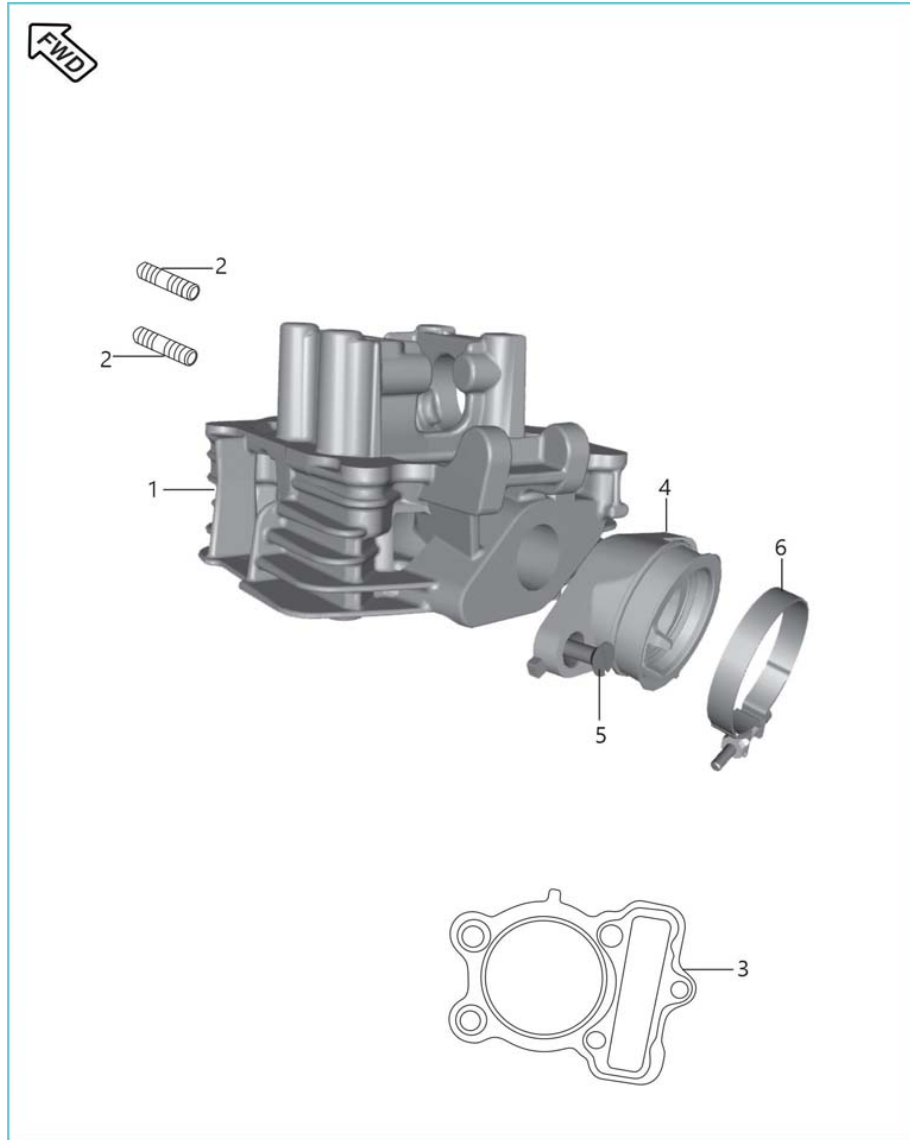


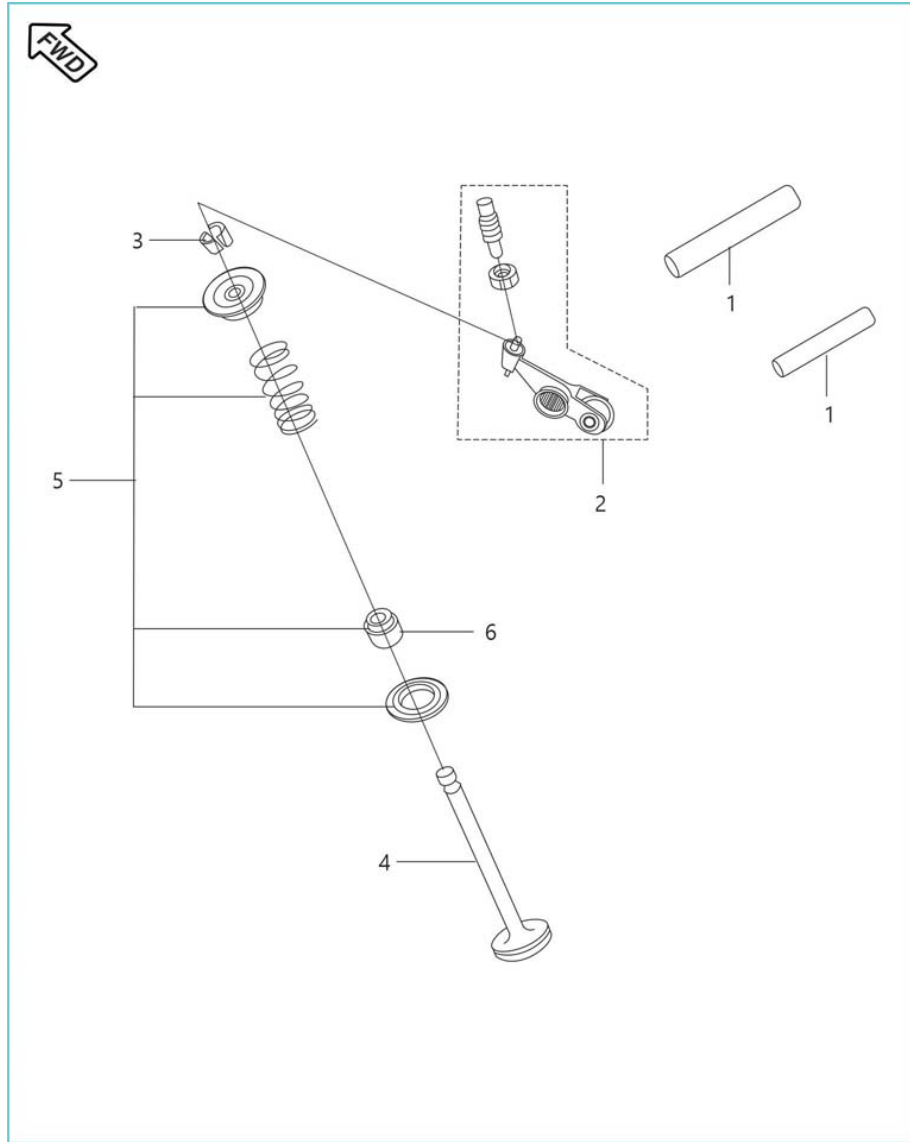
Boxer BM 150 FI



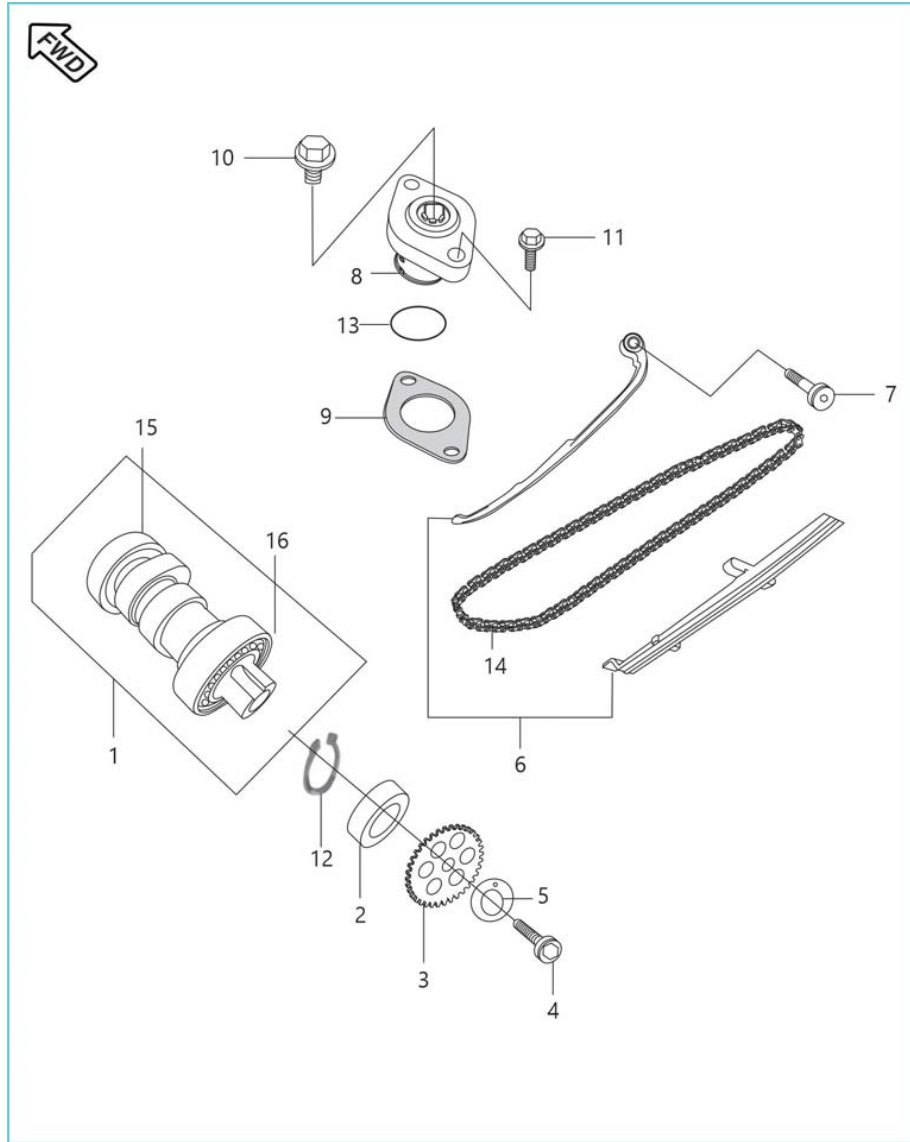
Sr. No.	Part No.	Description	QTY.	Remarks
1	JZ511021	ASSEMBLY COVER CYL HEAD DISCO H	1	
2	JA511008	BOLT HEAD MOUNTING-M8X1.25X196L	1	
3	JD511010	GASKET HEAD COVER	1	
5	PA511039	PLATE HEAD CYLINDER	1	
5	PF511622	PLATE ASSEMBLY HEAD CYLINDER	1	Added Ref.Cir.IB-456
6	JA511011	PIPE BREATHER	1	
7	DP121025	CLAMP (ID 12.5 MM)	3	
8	PF511021	BOLT HEAD M8*144.5 BM150	1	M8 X 142



Sr. No.	Part No.	Description	QTY.	Remarks
1	PF511073	CYLINDER HEAD MACHINED B103A	1	
2	JA511028	STUD M8X1.25X45L	2	
3	JZ511016	GASKET CYLINDER HEAD	1	
4	PF581414	PIPE INTAKE	1	
5	LBC00002	SCREW CSK CROSS M6X1	2	
6	JG581442	CLAMP INTAKE PIPE	2	
7	LJA00010	RING O - ID 33XSECT. DIA. 2	1	N.I.



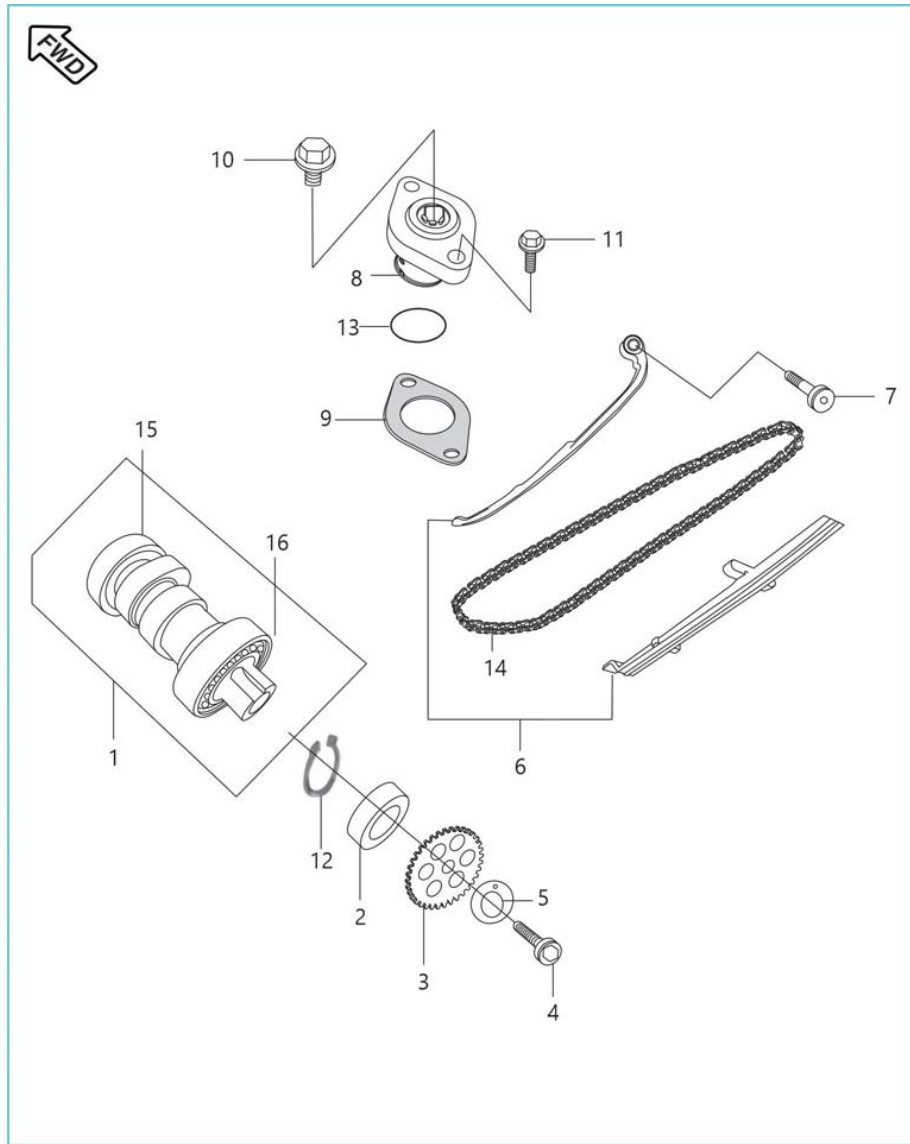
Sr. No.	Part No.	Description	QTY.	Remarks
1	JA511211	SHAFT ROCKER ARM EX (48.2L)	2	
1	JH511212	SHAFT ROCKER ARM	2	Added Ref.Cir.IB-456
2	JZ511203	ROCKER ARM WITH ROLLER	2	
2	JH511210	ROCKER ARM ASSEMBLY	2	Added Ref.Cir.IB-456
3	DG101029	COLLET	4	
4	36JZ0001	KIT VALVE DISCO H	1	
5	36JZ0004	KIT VALVE REPAIR	1	
6	39201719	SEAL - OIL	2	



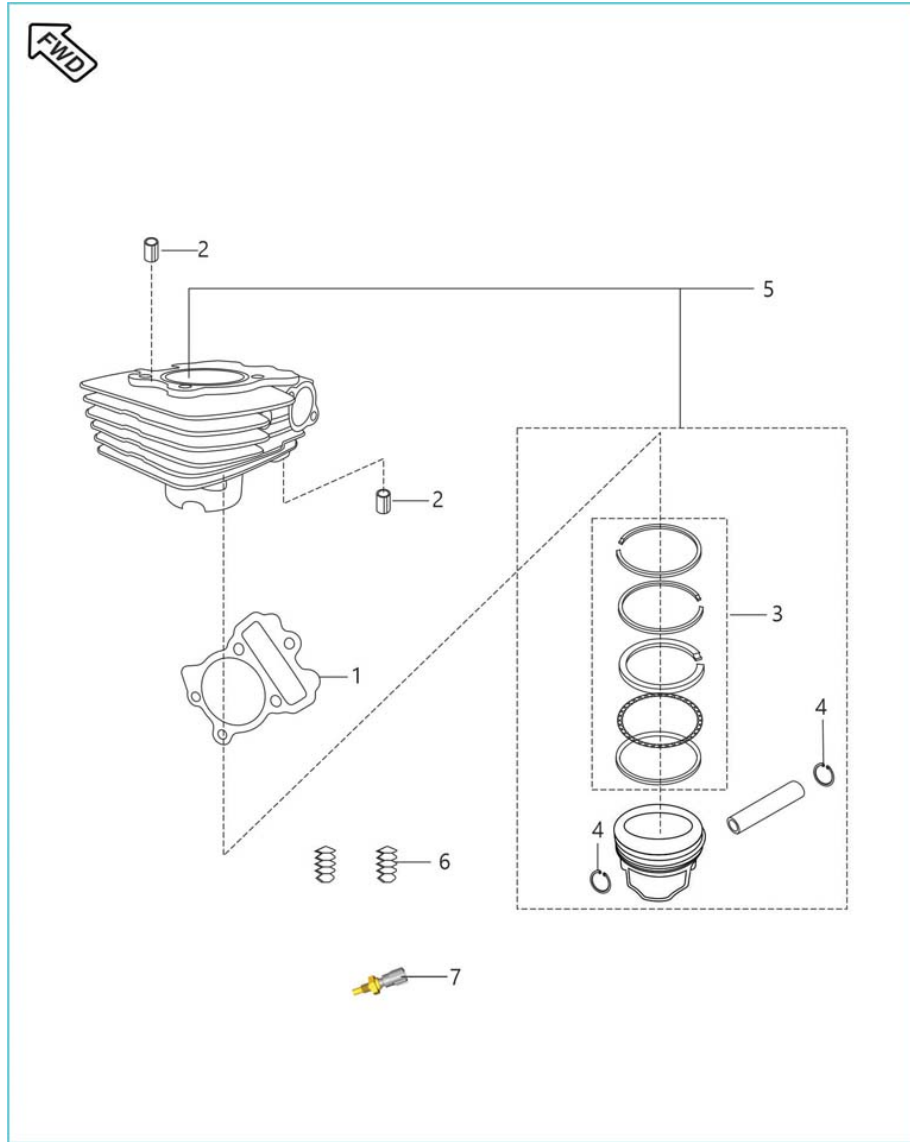
Sr. No.	Part No.	Description	QTY.	Remarks
1	JZ511004	CAM SHAFT COMP	1	
2	JA511216	SPACER CAM SPROCKET	1	
3	DS101276	SPROCKET - CAM DRIVEN :- 32 TEETH	1	
4	DK101386	PRECOATED SOC HD CAP BOLT M8X40	1	
5	DH101048	WASHER - SPECIAL :- CAMSHAFT	1	'O' Washer
6	36JE0003	KIT CHAIN GUIDE SPRINT	1	
7	DH101392	PRECOATED TENSIONER PIVOT BOLT - DH10101	1	
8	JH521005	CHAIN TENSIONER C101	1	
9	CS101128	Gasket	1	
10	DD101062	BOLT	1	
11	KAED0620	BOLT-FLANGED-SMALL (HT COIL BOL	2	
12	39059417	CIRCLIP - INTERNAL	1	

## Boxer BM 150 FI

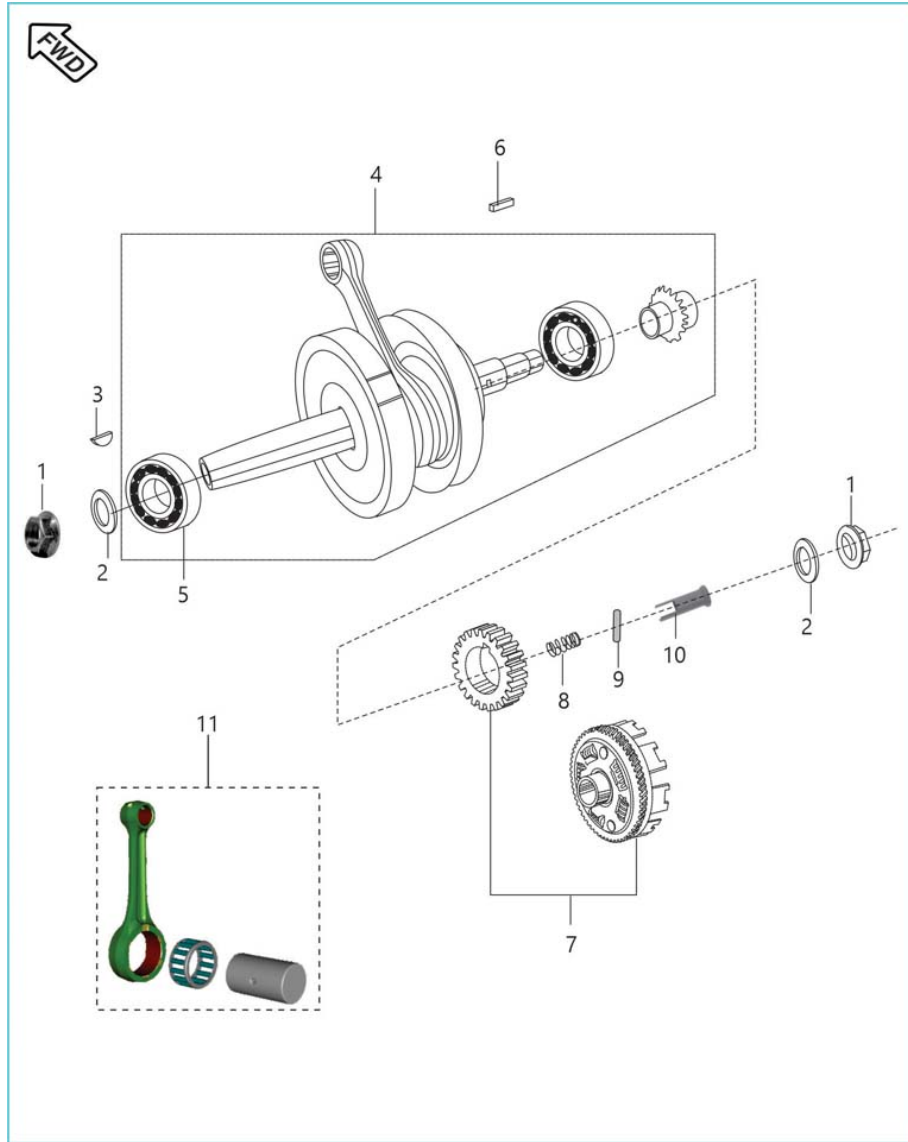
### 4. Camshaft / Tensioner



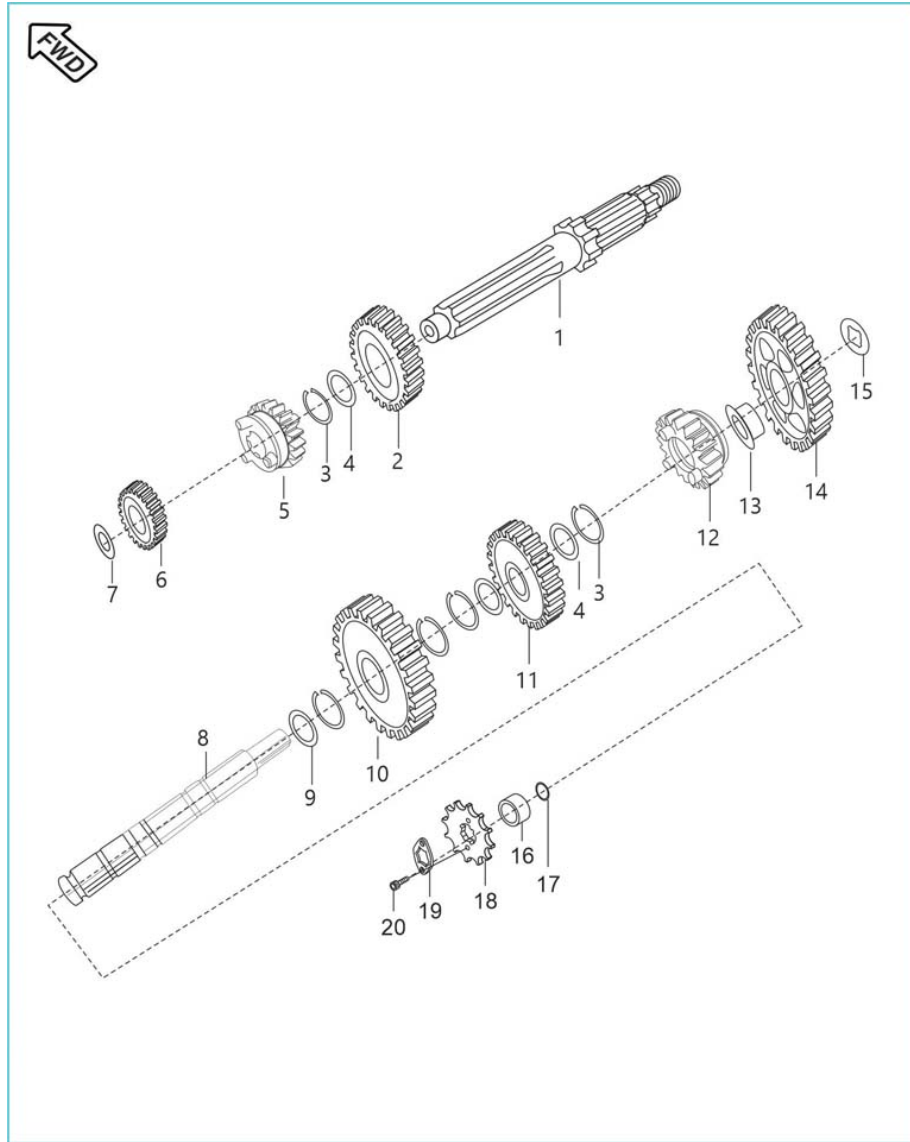
Sr. No.	Part No.	Description	QTY.	Remarks
13	39266921	RING - O (ID 10.15 X 1.5)	1	
14	DS109905	CAM CHAIN (94 LINKS)	1	
15	39188020	BEARING - BALL :- 15 X 32 X 9 (6002-C3)	1	W X OD X ID
16	JE511049	BEARING CAM SHAFT D102C	1	



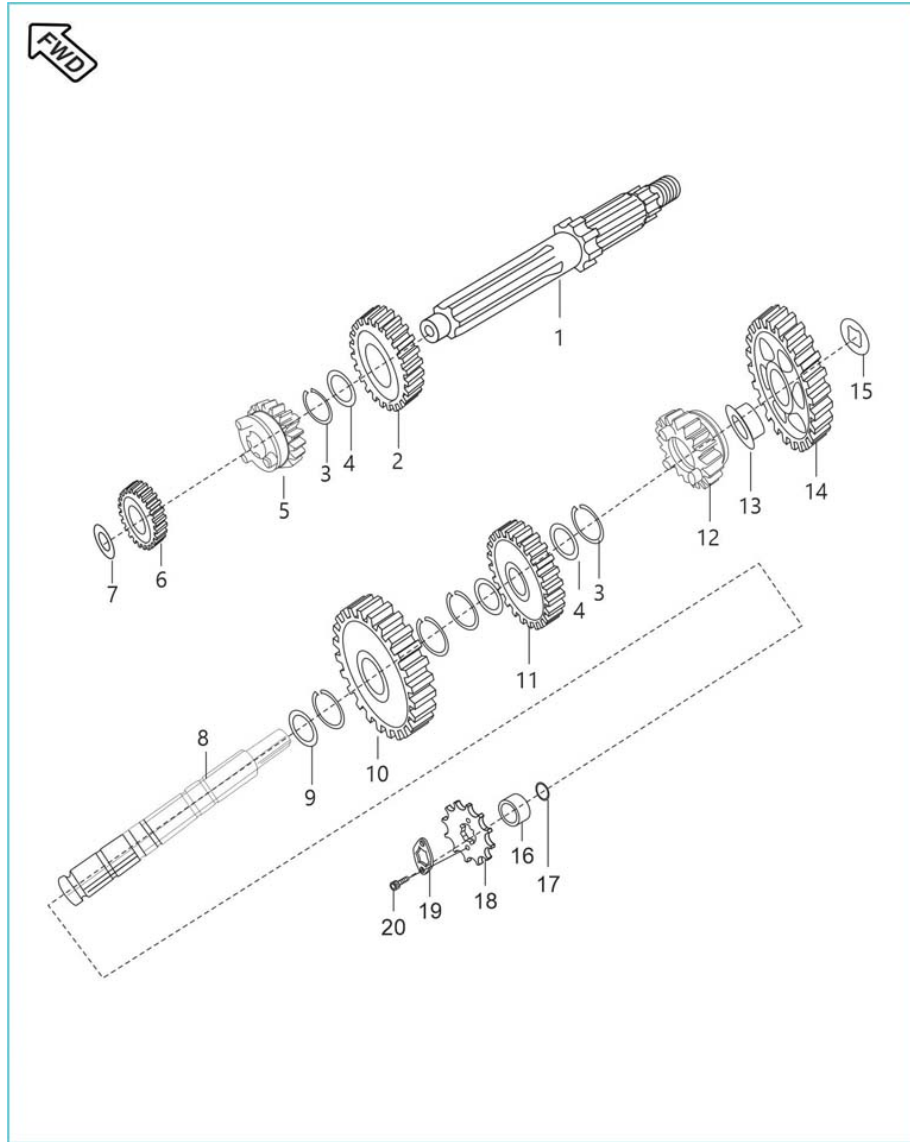
Sr. No.	Part No.	Description	QTY.	Remarks
1	JH521007	GASKET BLOCK CYLINDER	1	
2	39100006	PIN - HOLLOW DOWEL	2	
3	36PF0116	KIT PISTON RING BM150 FI	1	
4	DP101165	RING - SNAP (OD = 15.8, WIRE DIA. = 1.0)	2	
5	36PF0115	KIT BLOCK PIST ASSLY BM150 FI	1	
6	JA521015	DAMPER CYLINDER BLOCK	3	
7	JE351403	SENSOR -TEMPERATURE-ENGINE	1	



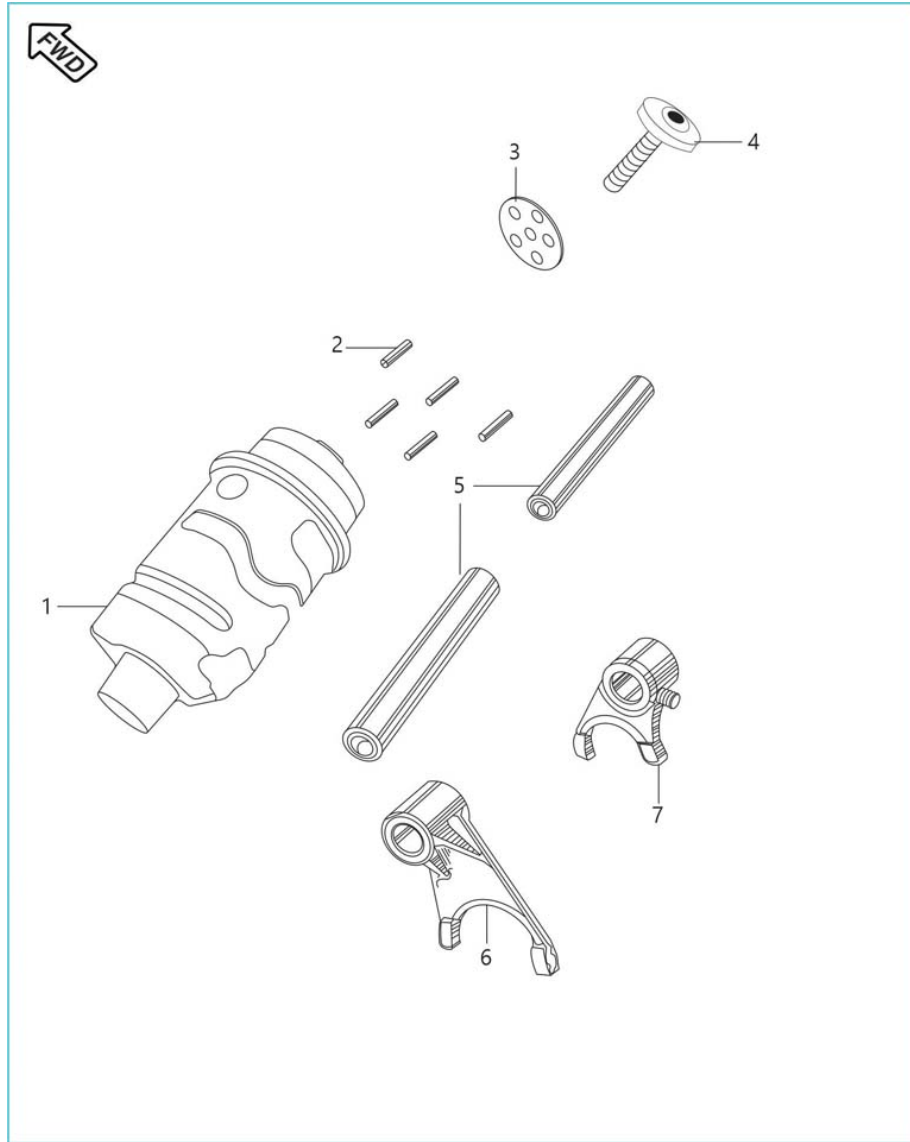
Sr. No.	Part No.	Description	QTY.	Remarks
1	59150014	NUT FLANGE	2	
2	LDA00025	WASHER PLAIN-ID 14.5XOD 26XTHK 3	2	
3	31101173	KEY -WOODRUFF FOR CRANKSHAFT CLUTCH SIDE	1	
4	PF531018	ASSEMBLY CRANKSHAFT B103A	1	
5	JE531001	BALL BEARING-22X56X16	2	
6	DS101154	KEY	1	
7	36Jz0003	KIT DRIVE & DRIVEN DISCO H	1	
8	JA531012	SPRING	1	
9	JA531015	PIN C/S PLUNGER	1	
10	JB531021	PLUNGER OIL CRANKSHAFT	1	
11	36PF0107	CONNECTING ROD KIT BM15	1	



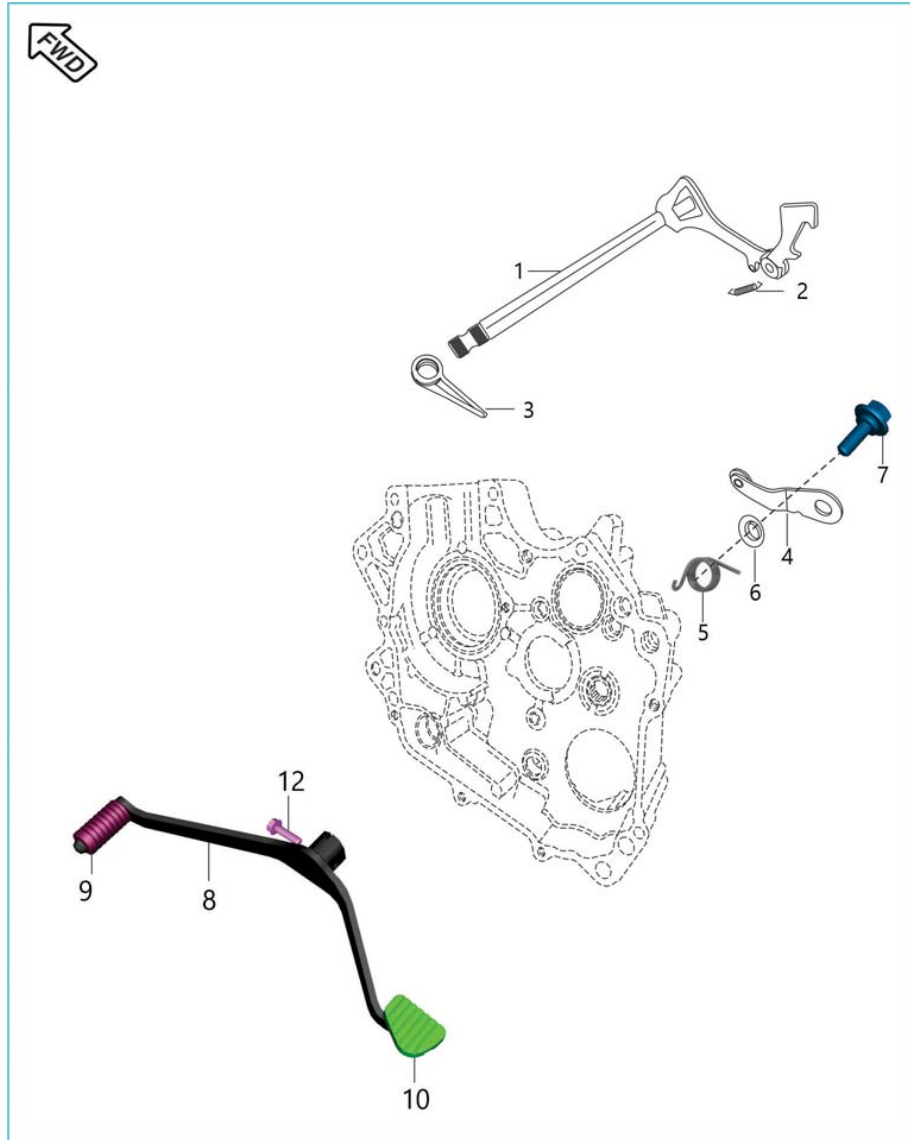
Sr. No.	Part No.	Description	QTY.	Remarks
1	PF551002	SHAFT INPUT BM150 4 SPD	1	
2	PF551202	GEAR 4TH DRIVE BM150 4 SPD	1	
3	39098717	RING - SNAP	5	
4	JA551002	SPLINE WASHER (17.2X20.5X1.5)	3	
5	PF551201	GEAR THIRD DRIVE	1	
6	PF551200	GEAR SECOND DRIVE	1	
7	JA551004	WASHER THRUST 2ND DRIVE	1	
8	PF551003	SHAFT OUTPUT BM150 4 SPD	1	
9	PF551206	WASHER GEAR 2ND DRIVEN BM150 4SPD	1	
10	PF551203	GEAR 2ND DRIVEN BM150 4 SPD	1	
11	PF551204	GEAR THIRD DRIVEN	1	
12	PF551205	GEAR 4TH DRIVEN BM150 4 SPD	1	



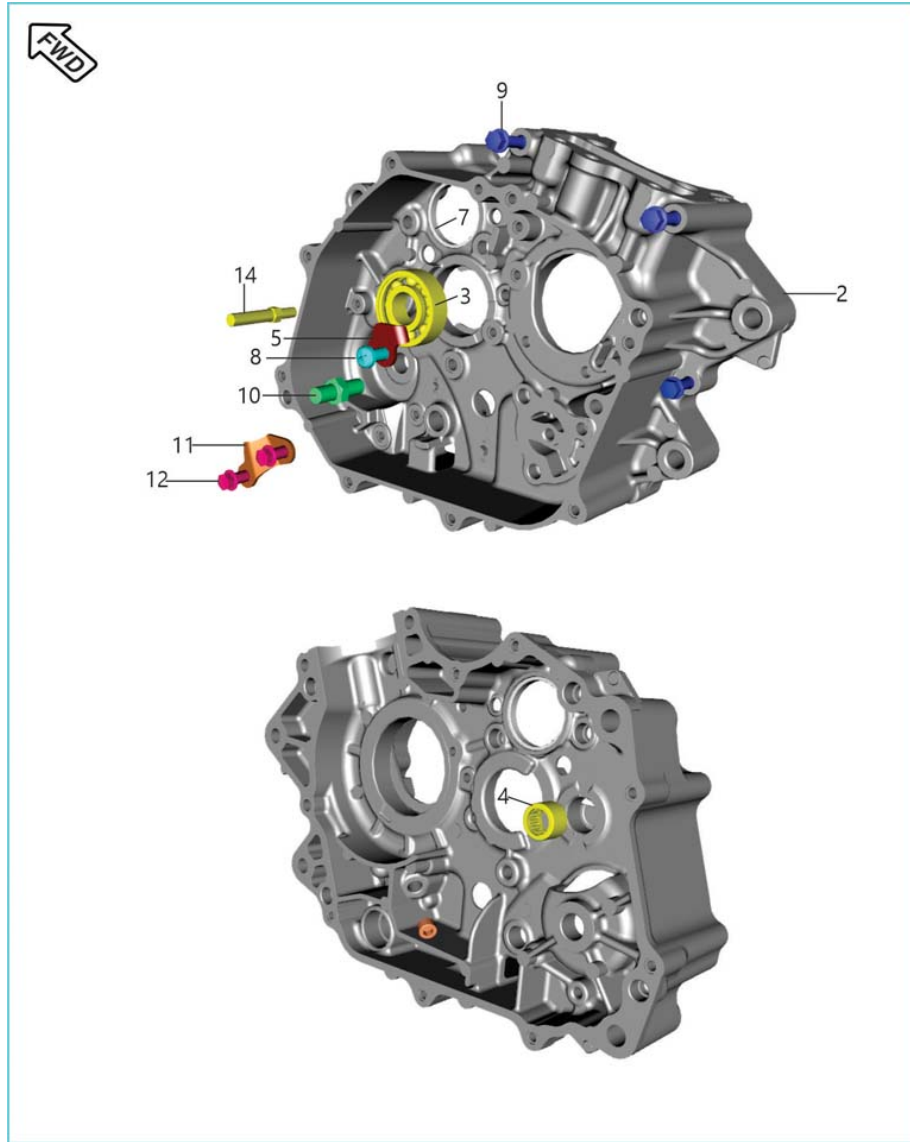
Sr. No.	Part No.	Description	QTY.	Remarks
13	JZ551205	BUSH 1st DRIVEN	1	
14	JZ551204	GEAR 1ST DRIVEN	1	
15	JA551008	WASHER THRUST (12.2X25X1)	1	
16	JA551009	COLLAR SPROCKET DRIVE	1	
17	59210024	O_RING	1	
18	JZ551004	SPROCKET	1	
19	DU101213	PLATE LOCK - SPROCKET OUTPUT	1	
20	DS101355	BOLT M5 HEX SOCKET HEAD	2	



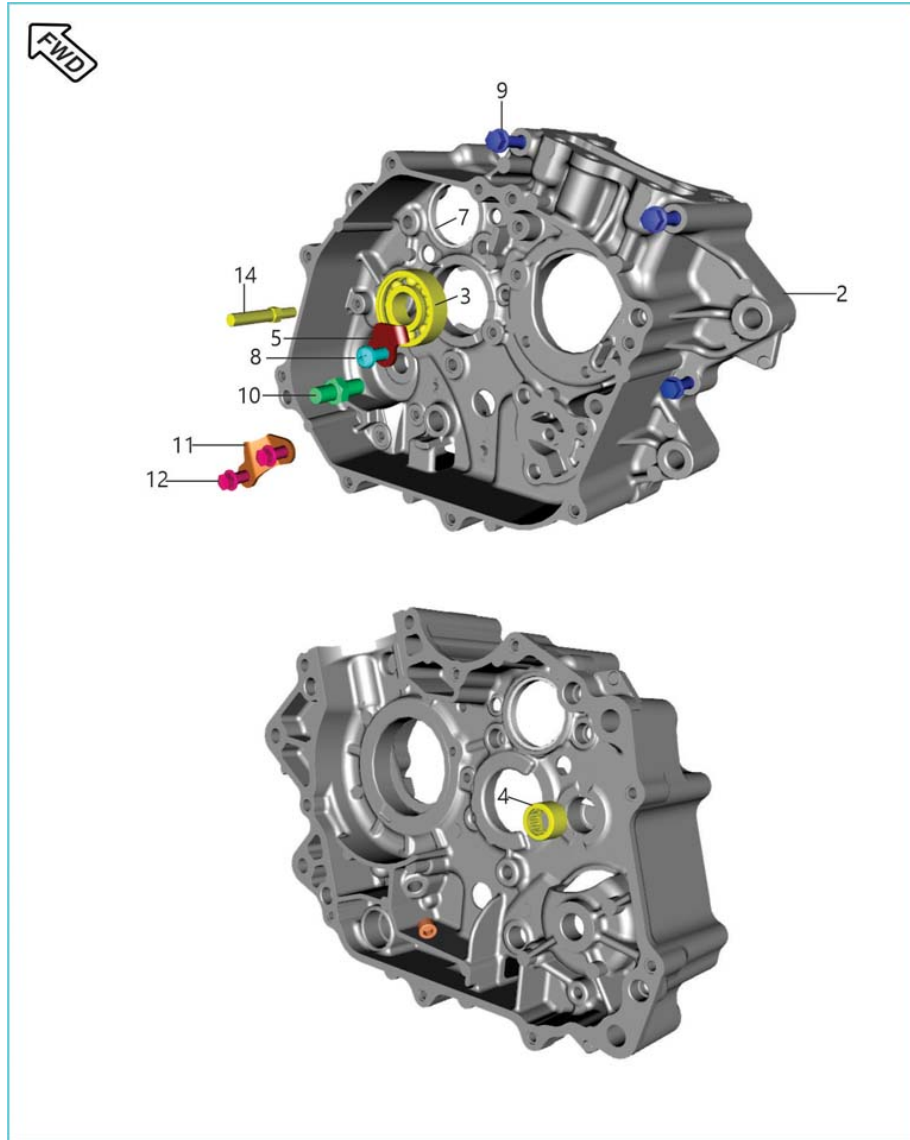
Sr. No.	Part No.	Description	QTY.	Remarks
1	PF561000	DRUM ASSLY COMP BM150 4 SPD	1	
2	39099206	DOWEL	5	
3	JA561002	CAM-DRUM CHANGE	1	
4	JD561011	BOLT SOCKET STEP M6X1	1	
5	PF561002	SHAFT FORK SHIFT BM150 4 SPD	2	
6	JD561004	FORK GEAR SHIFT OUTPUT	1	
7	JZ561002	FORK INPUT DISCO-H	1	



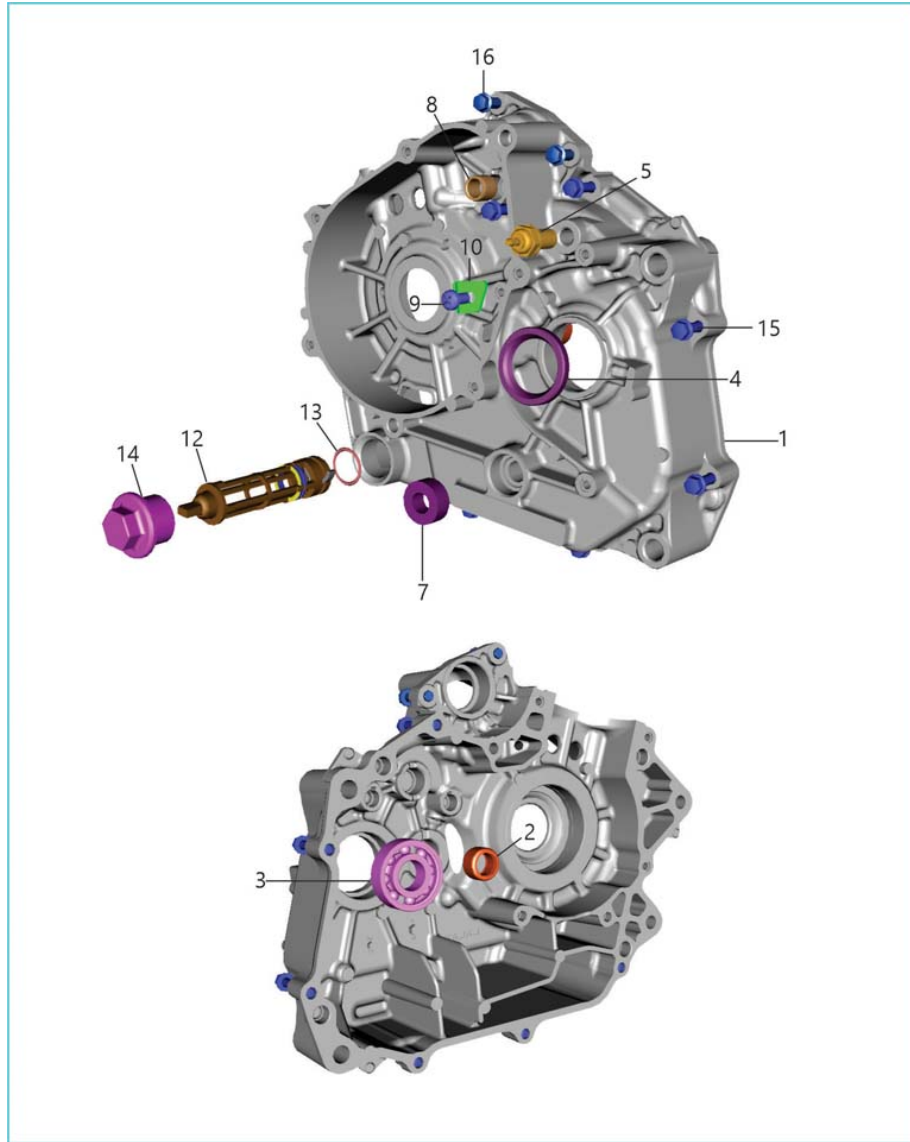
Sr. No.	Part No.	Description	QTY.	Remarks
1	PF561200	SHAFT ASSEMBLY GEAR SHIFT	1	
2	JW561206	EXTENSION SPRING	1	
3	JW561208	SPRING GEAR SHIFT RETURN	1	
4	JA561207	INHIBITOR COMPLETE GEAR SHIFT	1	
5	PF561209	SPRING INHIBITOR B104D PROPOSAL	1	
6	LDB00044	WASHER PLAIN-ID 6XOD 18XTHK 1.5	1	
7	BF561219	BOLT DETENT LEVER	1	
8	JZ561415	ASSEMBLY GEAR SHIFT LEVER D125	1	
9	DH101509	DAMPER	1	
10	JH561404	RUBBER DAMPER GSL_C101	1	
11	39190204	BOLT - FLANGED :- M6	1	



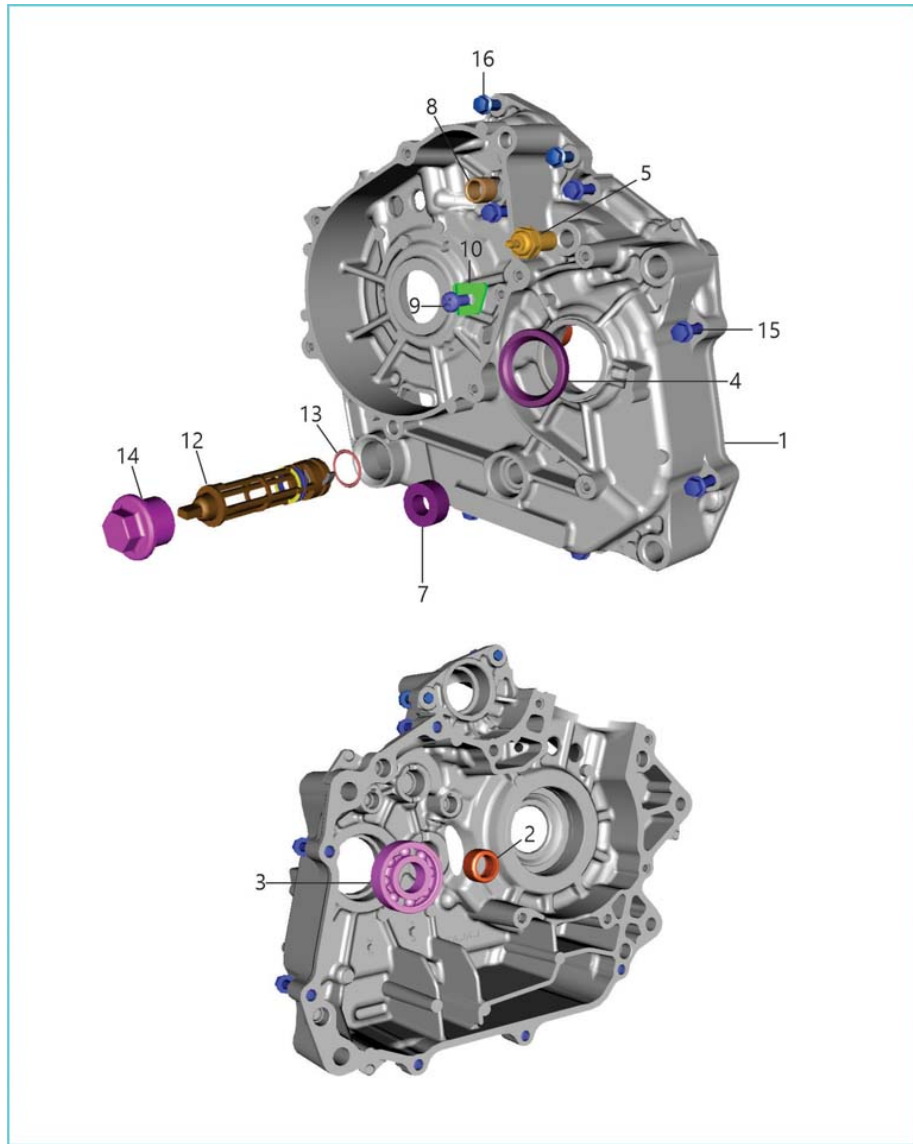
Sr. No.	Part No.	Description	QTY.	Remarks
1	PF501068	ASSEMBLY ENGINE B103A	1	N.I.
2	PF541031	ASSEMBLY CRANKCASE RH B104D	1	
2	36PA0210	KIT ASSLY CRANKCASE RH	1	Ref. Cir.IB-321
3	59200036	BEARING - BALL 6203 HN3 C3	1	
4	JA541011	NEEDLE ROLLER BEARING HK1212	1	
4	KPBF6201	BEARING BALL C3 CLEARANCES	1	Ref. Cir.IB-321
5	JA541010	STOPPER PLATE INPUT BEARING	1	
6	39100006	PIN - HOLLOW DOWEL	2	N.I.
7	PF541018	BUSH	1	
8	DH101380	SCREW - PAN :- PR-ECOATED (M6 X 12) - 39	1	
9	59040038	BOLT	3	
10	52JA0029	BOLT (JA541014) PRECOATED	1	



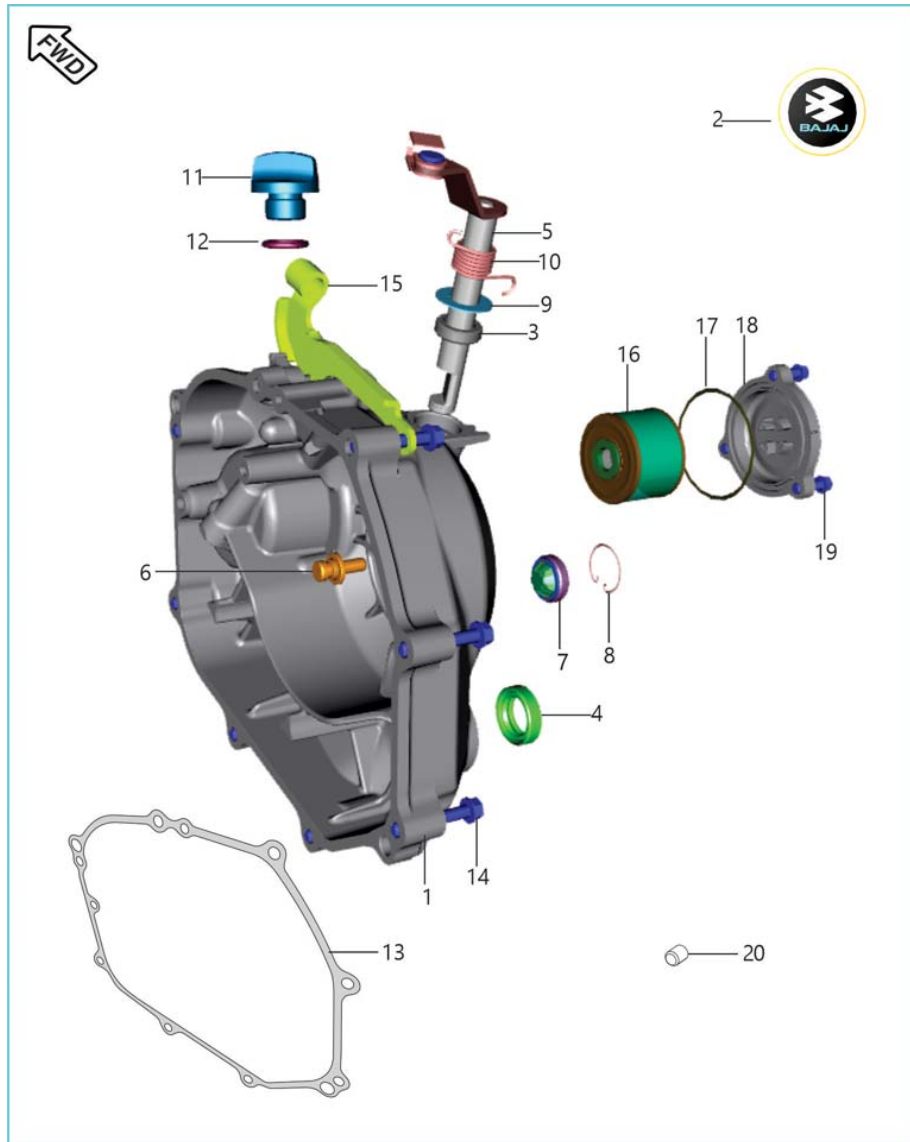
Sr. No.	Part No.	Description	QTY.	Remarks
11	JA541012	GUIDE KICK	1	
12	DH101639	PRECOATED BOLT FLANGED	2	
13	BA102004	PLUG	1	
14	JE541028	PIN	1	



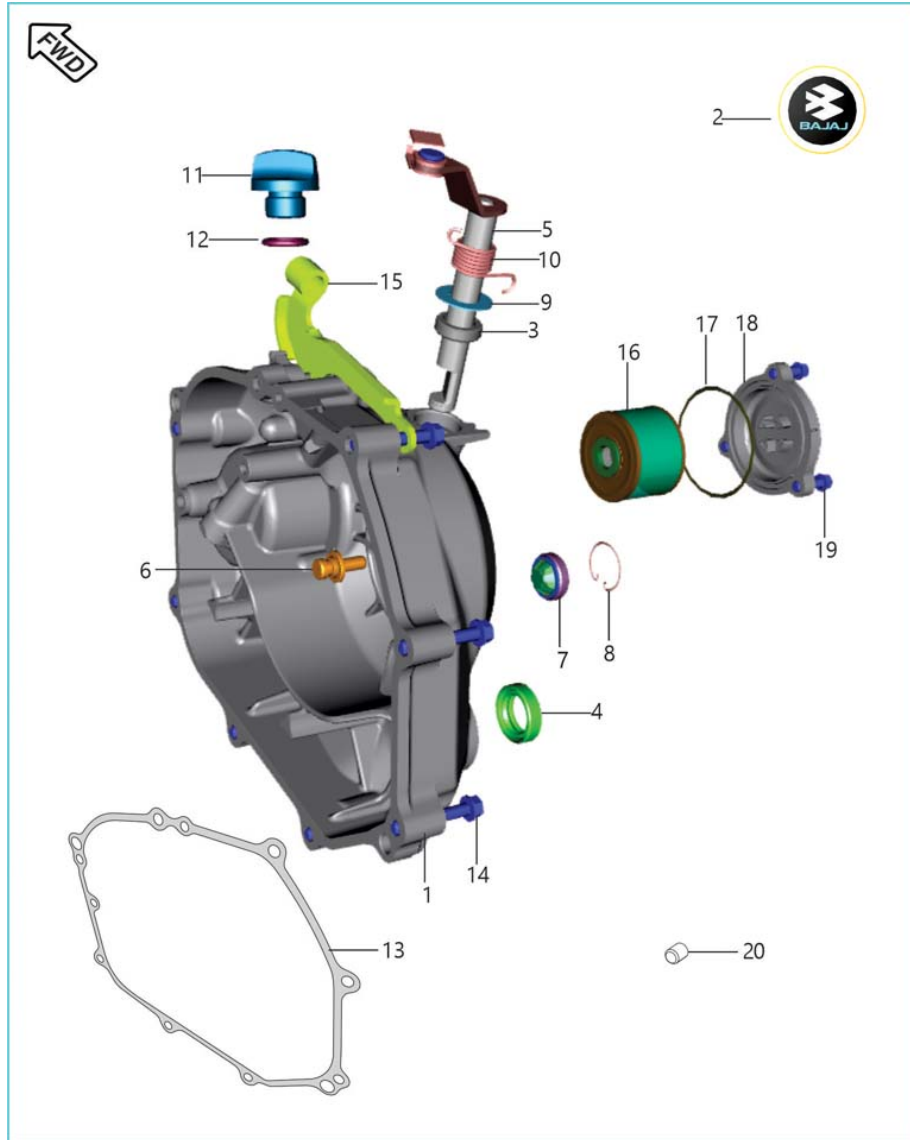
Sr. No.	Part No.	Description	QTY.	Remarks
1	PF541029	CRANKCASE ASSEMBLY LH	1	
2	39256220	BEARING - NEEDLE ROLLER :- 13 X 19 X 12	1	
3	59200036	BEARING - BALL 6203 HN3 C3	1	
4	39171519	SEAL - OIL	1	
5	31201081	SWITCH NEUTRAL	1	
6	DH101264	GASKET SWITCH NEUTRAL	1	N.I.
7	39219019	SEAL - OIL	1	
8	JA541005	BUSH BENDIX	1	
9	DH101380	SCREW - PAN :- PR-ECOATED (M6 X 12) - 39	2	N.I.
10	JH541021	BRACKET GEAR STOPPER C101D	1	
11	39100006	PIN - HOLLOW DOWEL	4	N.I.
12	JG571024	MESH OIL FILTER	1	



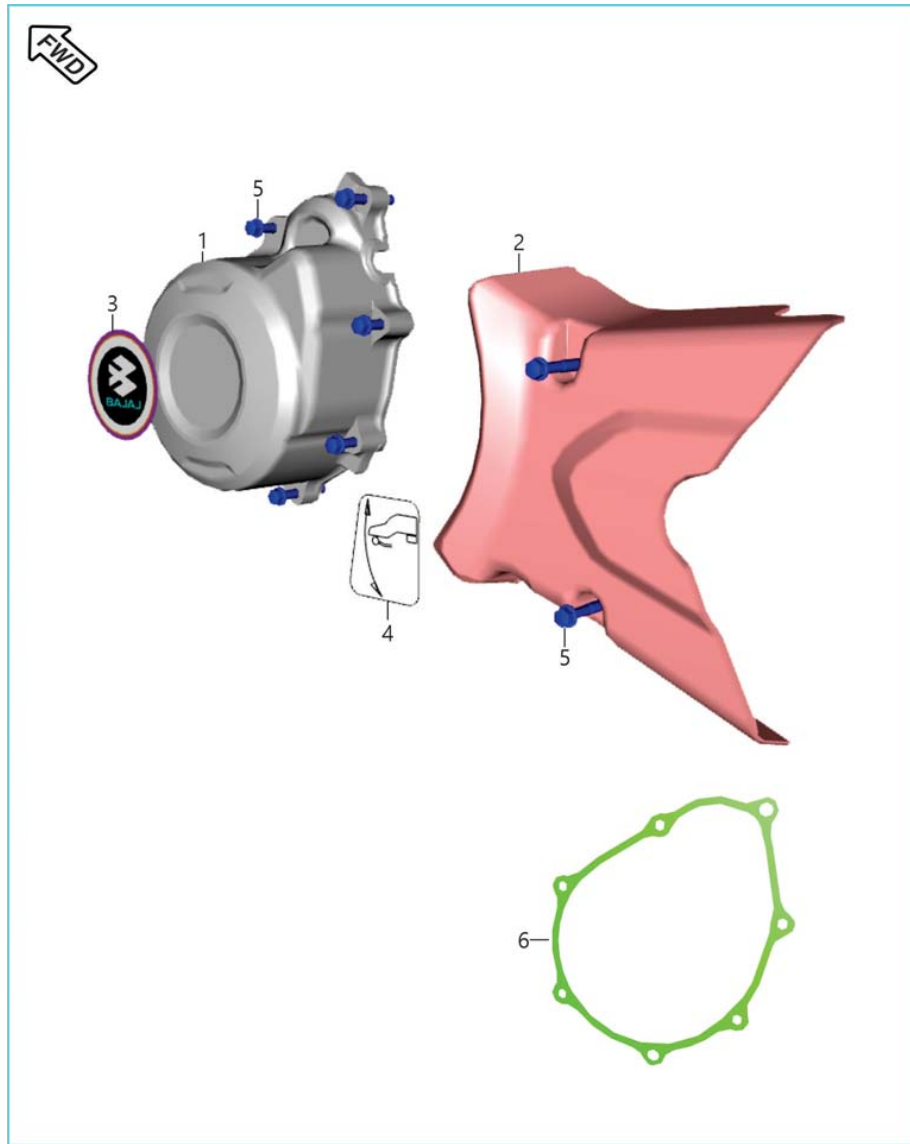
Sr. No.	Part No.	Description	QTY.	Remarks
13	LJA00004	STRAINER O RING	1	
14	JV541006	CAP STRAINER	1	
15	59040038	BOLT	7	
16	KAED0625	BOLT-FLANGE-KAE ST-D DIA-06 L-25	2	



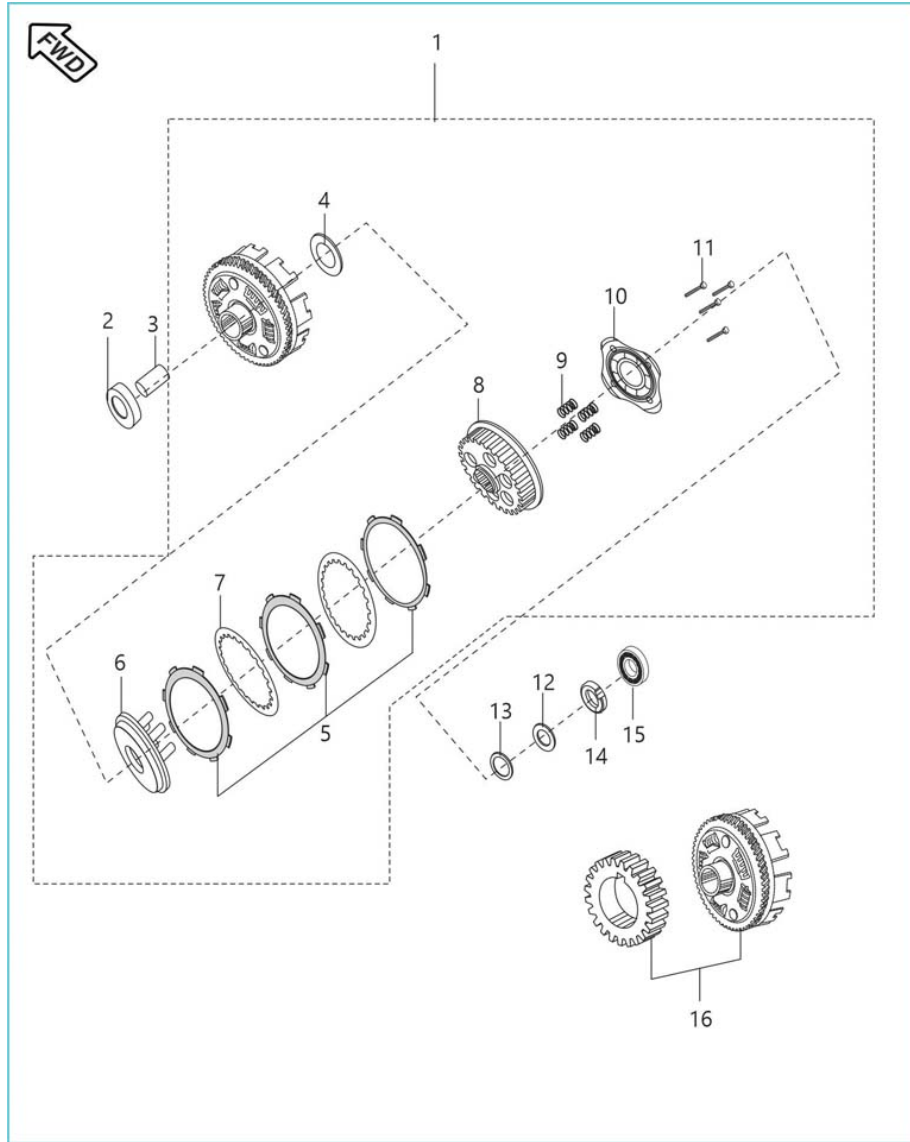
Sr. No.	Part No.	Description	QTY.	Remarks
1	56JV1V3Q	SILVER COVER CLUTCH BM125X (DY541201)	1	
2	JV541225	LABEL COVER CLUCTH	1	
3	39104119	SEAL - OIL	1	
4	30101142	SEAL - OIL	1	
5	JV541208	SHAFT CLUTCH RELEASE ASSY	1	
6	JE551408	ROD PUSH K11	1	
7	JL541227	WINDOW OIL GUAGE	1	
8	DS101215	CLIP - WIRE	1	
9	39244311	WASHER - PLAIN	1	
10	JE541214	SPRING TTORSION CLUTCH LEVER	1	
11	JA541211	CAP FILLER OIL	1	
12	JA541225	O RING CAP OIL FILLER	1	



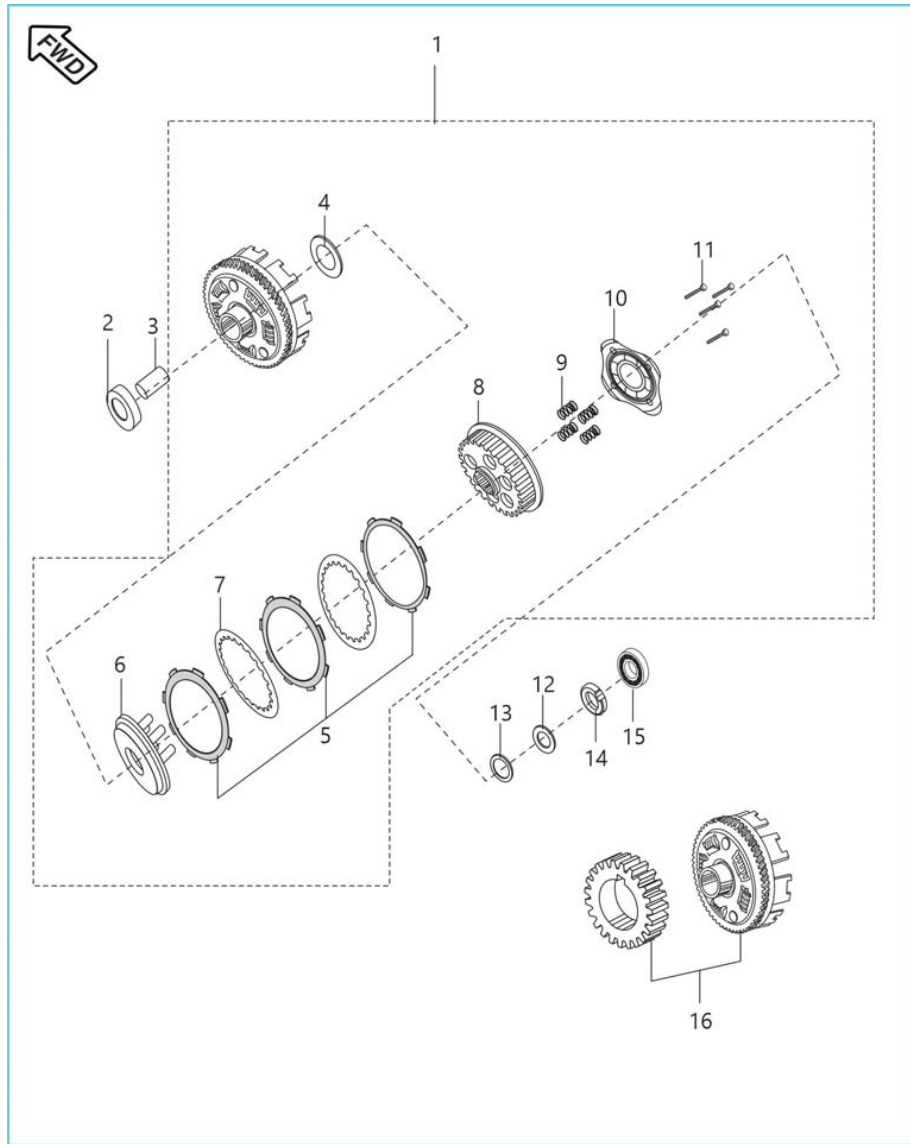
Sr. No.	Part No.	Description	QTY.	Remarks
13	JA541212	GASKET CLUTCH COVER	1	
14	59040038	BOLT	8	
15	PF541255	BRACKET CLUTCH CABLE B104E	1	
16	DD121181	ELEMENT OIL FILTER	1	
17	39167121	RING - O	1	
18	PF541254	CAP FILTER B104E	1	
19	39167304	BOLT - FLANGE :- M6	3	
20	39099906	PIN - HOLLOW DOWEL	2	



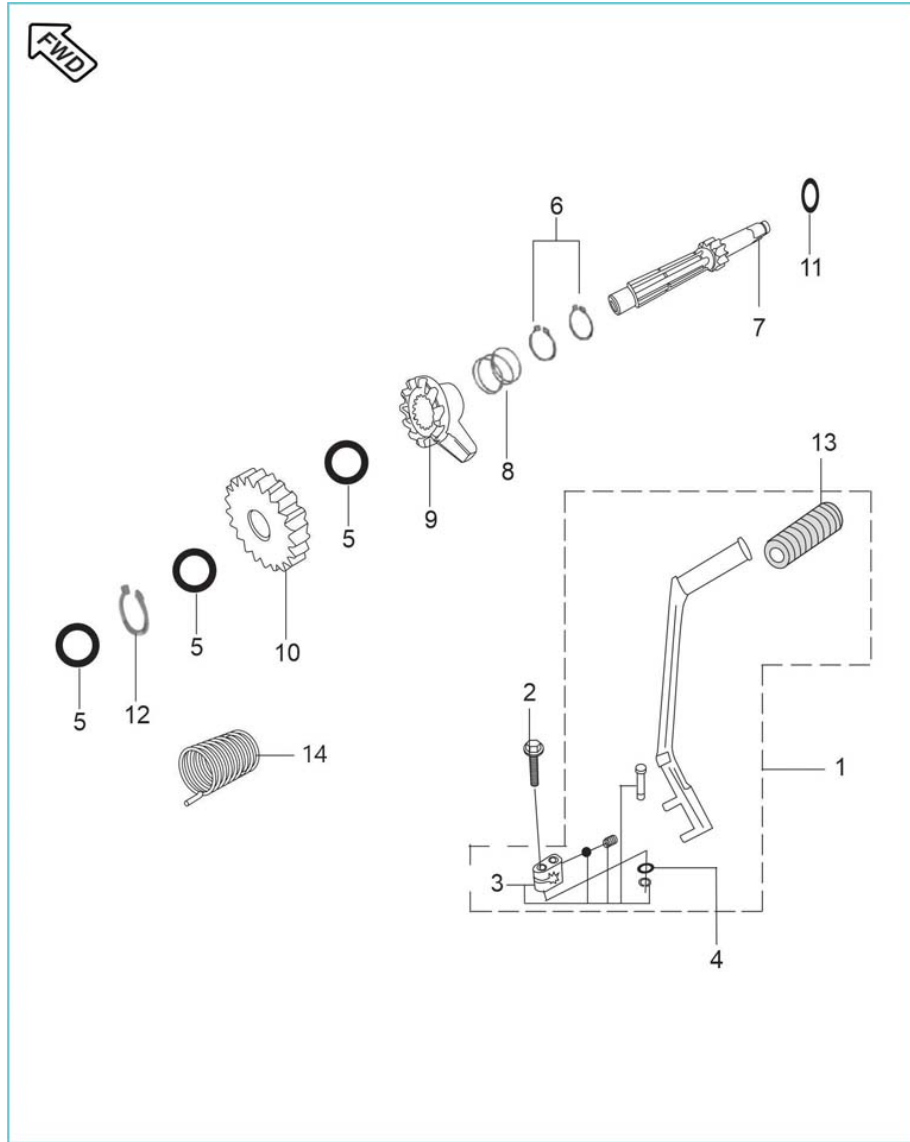
Sr. No.	Part No.	Description	QTY.	Remarks
1	52PF1006	ASSEMBLY MAGNETO COVER SILVER COLOR BM15	1	
2	PF541265	ASSEMBLY COVER LH RR B103A	1	
3	PF541249	LABEL MAGNETO COVER B104D	1	
4	DS161150	GEAR SHIFTER LABEL	1	
5	59040038	BOLT	9	
6	JB541224	GASKET COVER MAGNETO	1	Ref.IB-Cir.333



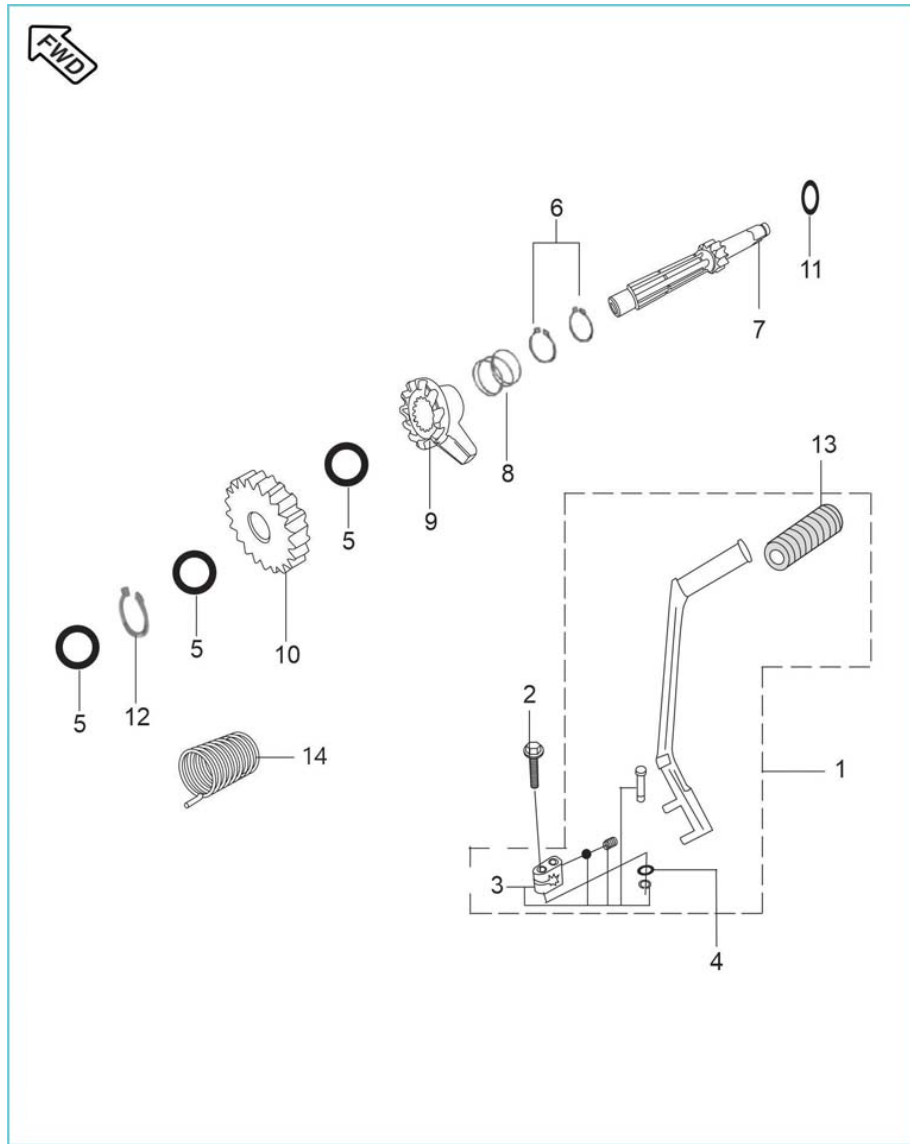
Sr. No.	Part No.	Description	QTY.	Remarks
1	PF551403	CLUTCH ASSEMBLY	1	
2	JD551400	SPACER CLUTCH ASSEMBLY(17.1*31*4)	1	
3	JA551406	COLLAR CLUTCH	1	
4	39260011	WASHER - PLAIN	1	
5	36PF0009	KIT FRICTION PLATE BM150	1	
6	JA551414	WHEEL CLUTCH	1	
7	JA551419	PLATE CLUTCH	4	
8	JA551415	HUB CLUTCH	1	
9	PF551405	SPRING COMPRESSION (100KG)	4	
10	PF551406	HOLDER CLUTCH	1	
11	39155304	BOLT - FLANGE :- M6	4	
12	39220011	WASHER - PLAIN (PRIMARY DRIVE GEAR)	1	



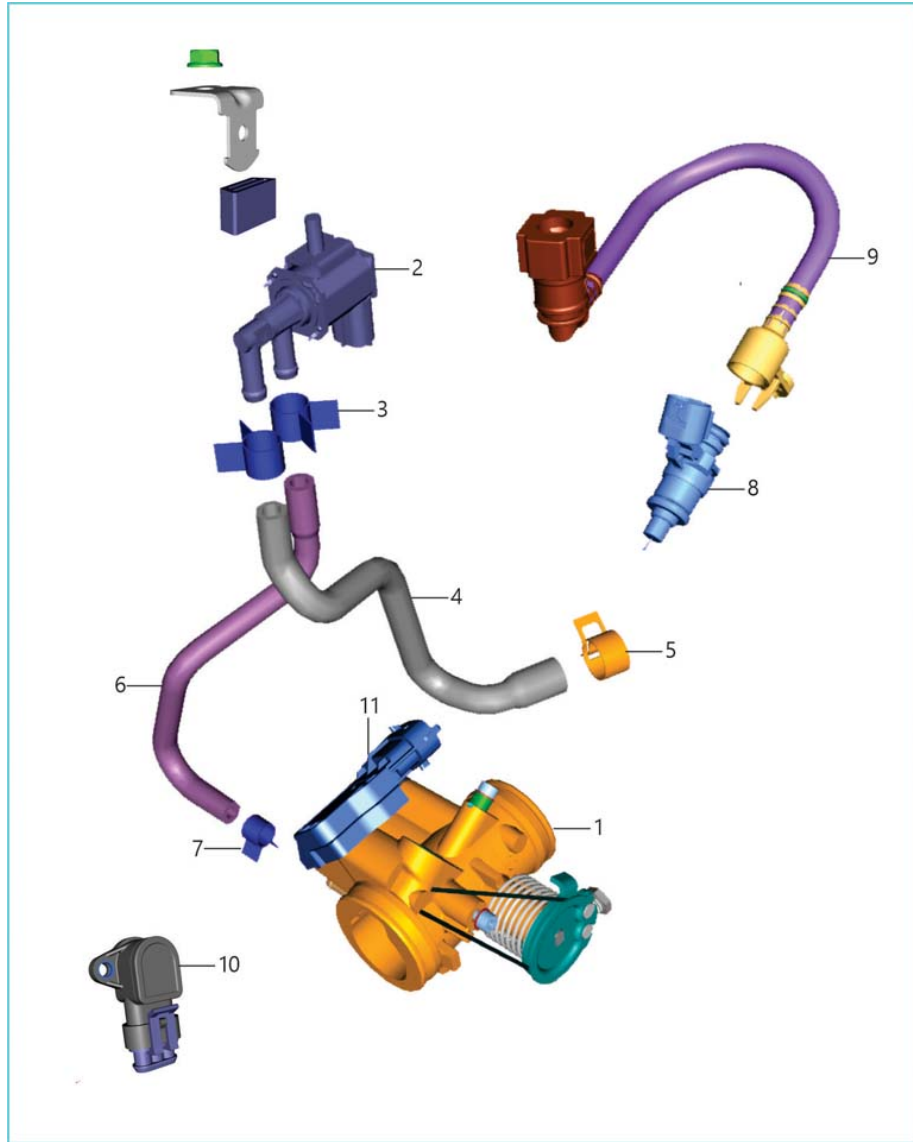
Sr. No.	Part No.	Description	QTY.	Remarks
13	39024011	WASHER - PLAIN	1	
14	DH101648	NUT CLUTCH CENTER LOCK PRECOATED	1	
15	14151033	BEARING - BALL	1	
15	KPAA6200	BEARING BALL ORDINARY CLEARANCE	1	Ref.Cir.IB-366
16	36Jz0003	KIT DRIVE & DRIVEN DISCO H	1	



Sr. No.	Part No.	Description	QTY.	Remarks
1	JA621201	LEVER ASSLY. KICK	1	
2	JA621206	BOLT SPECIAL (M8*30)	1	
3	36DU1007	BOSS KICK SET - CT 100	1	
4	22150241	WASHER - PLAIN	1	
5	39099311	WASHER - PLAIN	3	
6	39073817	CIRCLIP - EXTERNAL :- TYPE C	2	
7	PF621003	KICK SHAFT B104D	1	
8	DS101117	SPRING - KICK STARTER RATCHET	1	
9	JA621002	RATCHET	1	
10	PA621008	GEAR KICK PINION D105A UG	1	
11	JA621006	Washer thrustR (INTEGRAL)	1	
12	39240817	CIRCLIP	1	



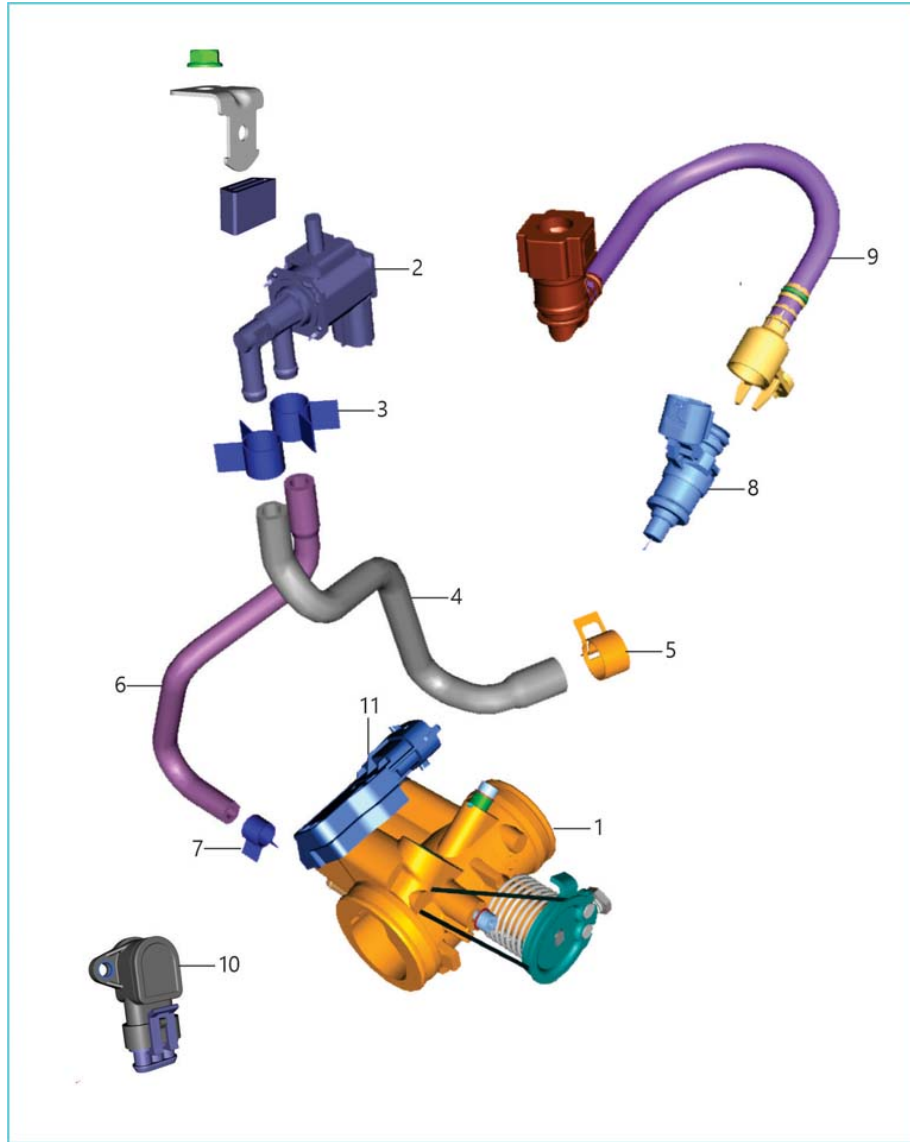
Sr. No.	Part No.	Description	QTY.	Remarks
13	DD101097	DAMPER	1	
14	JE621003	SPRING K11	1	



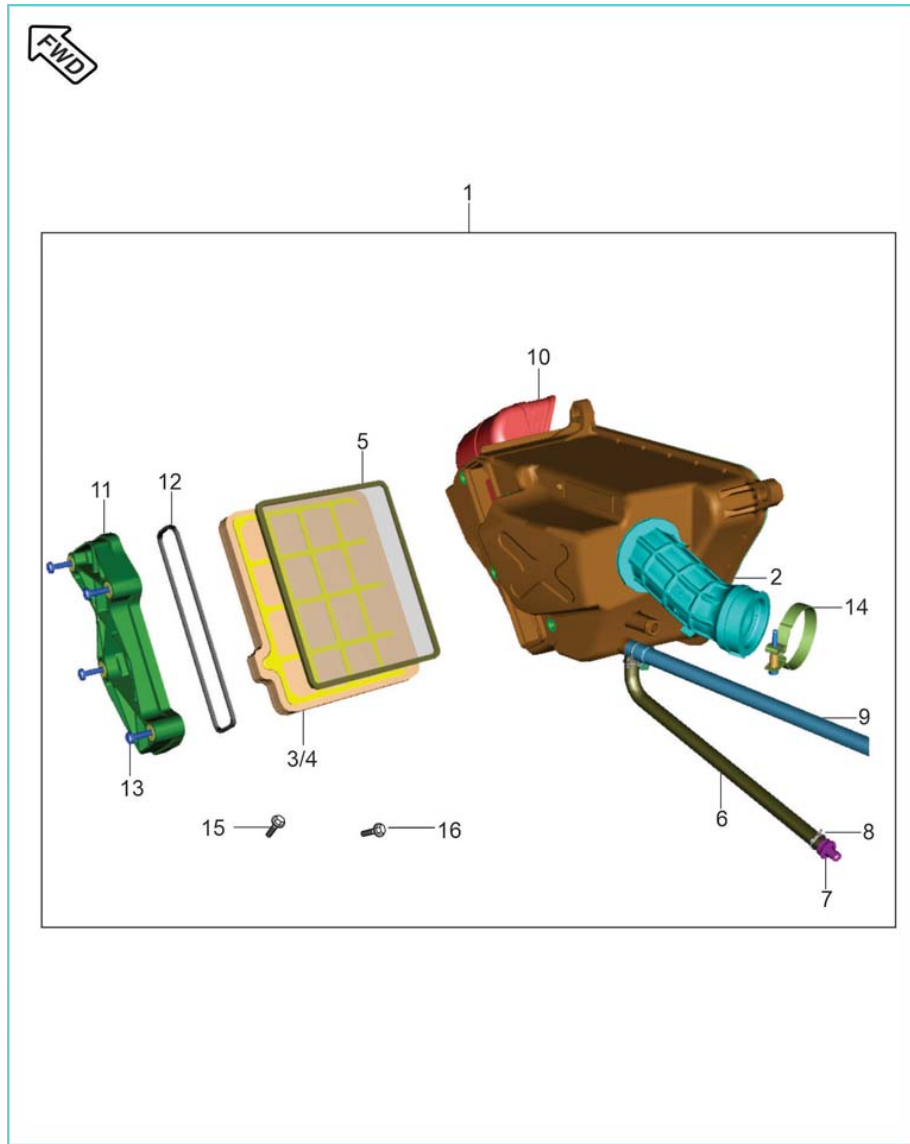
Sr. No.	Part No.	Description	QTY.	Remarks
1	PF611200	BODY THROTTLE ASSEMBLY	1	
2	JH171603	VALVE PURGE	1	
3	JY171090	SPRING BAND CLAMP 13X12	2	
4	PF581068	HOSE INTAKE PURGE VALVE	1	
5	JL581066	CLAMP SAI PIPE	1	
6	PF581069	HOSE OUTLET PURGE VALVE	1	
7	JY171070	SPRING BAND CLAMP 10.5 X 8.4	1	
8	JH611000	ASSEMBLY INJECTOR C101	1	
9	PF611001	ASSEMBLY CONECTR-TUB-CAP INJECTR	1	
10	DT351803	SENSOR THROTTLE POSITION	1	
11	JG351805	SENSOR TMAP	1	
12	PF111125	BRACKET PURGE VALVE MTG	1	

## Boxer BM 150 FI

## 16. Throttle Body



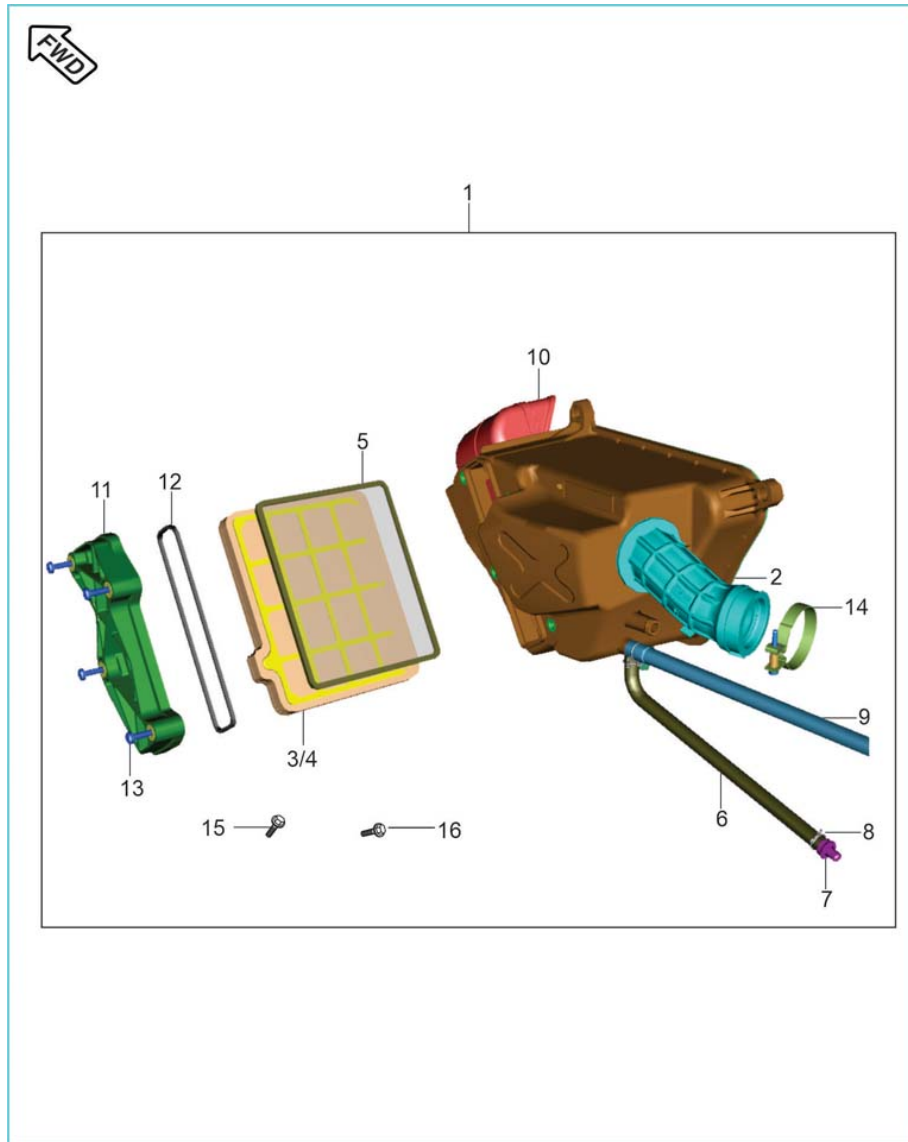
Sr. No.	Part No.	Description	QTY.	Remarks
13	PF111155	GROMMET	1	
14	39079815	NUT - HEXAGON WITH FLANGE :- M6	1	
15	JL611000	INJECTOR CAP O RING	1	N.I.



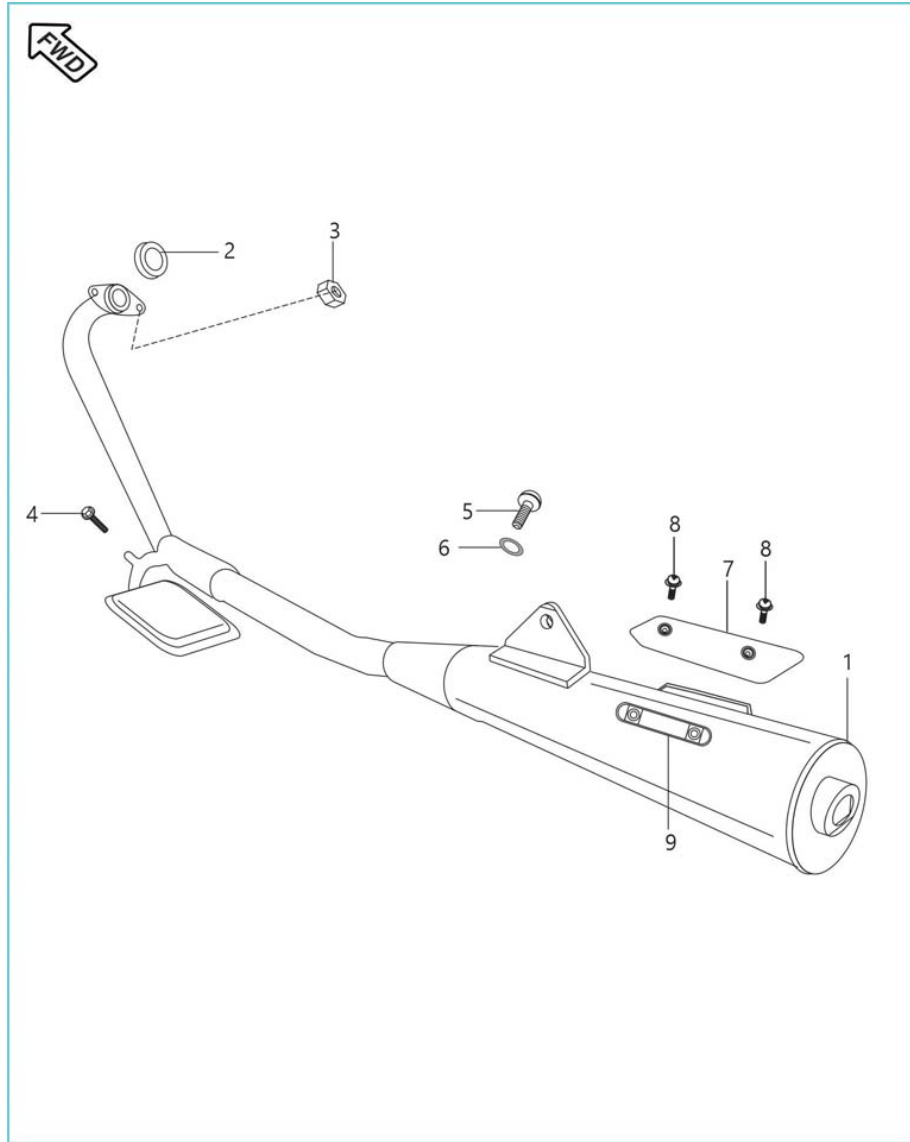
Sr. No.	Part No.	Description	QTY.	Remarks
1	PF581059	FILTER ASSEMBLY AIR	1	
2	PF581056	TUBE CONNECTING	1	
3	PF581011	ELEMENT ASSEMBLY FILTER AIR	1	
4	PF581012	ELEMENT FILTER AIR	1	
5	JA581009	FLAME ARRESTOR	1	
6	JA581012	TUBE DRAIN	1	
7	DS121126	PLUG	1	
8	DP121025	CLAMP (ID 12.5 MM)	3	
9	JA511011	PIPE BREATHER	1	
10	JB581001	AIR INTAKE DUCT	1	
11	JB581035	COVER ELEMENT FILTER AIR	1	
12	JA581011	O" RING CARTRIDGE COVER	1	

## Boxer BM 150 FI

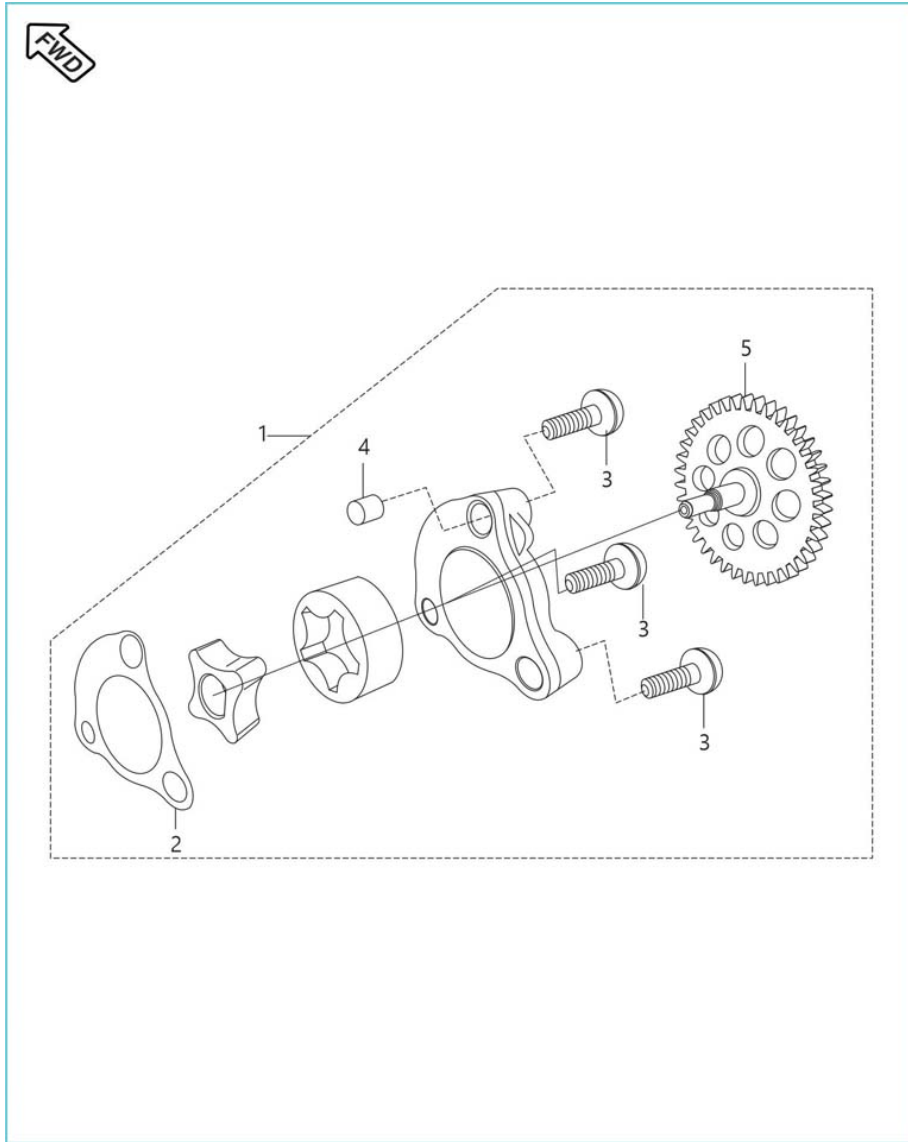
## 17. Air Cleaner Complete



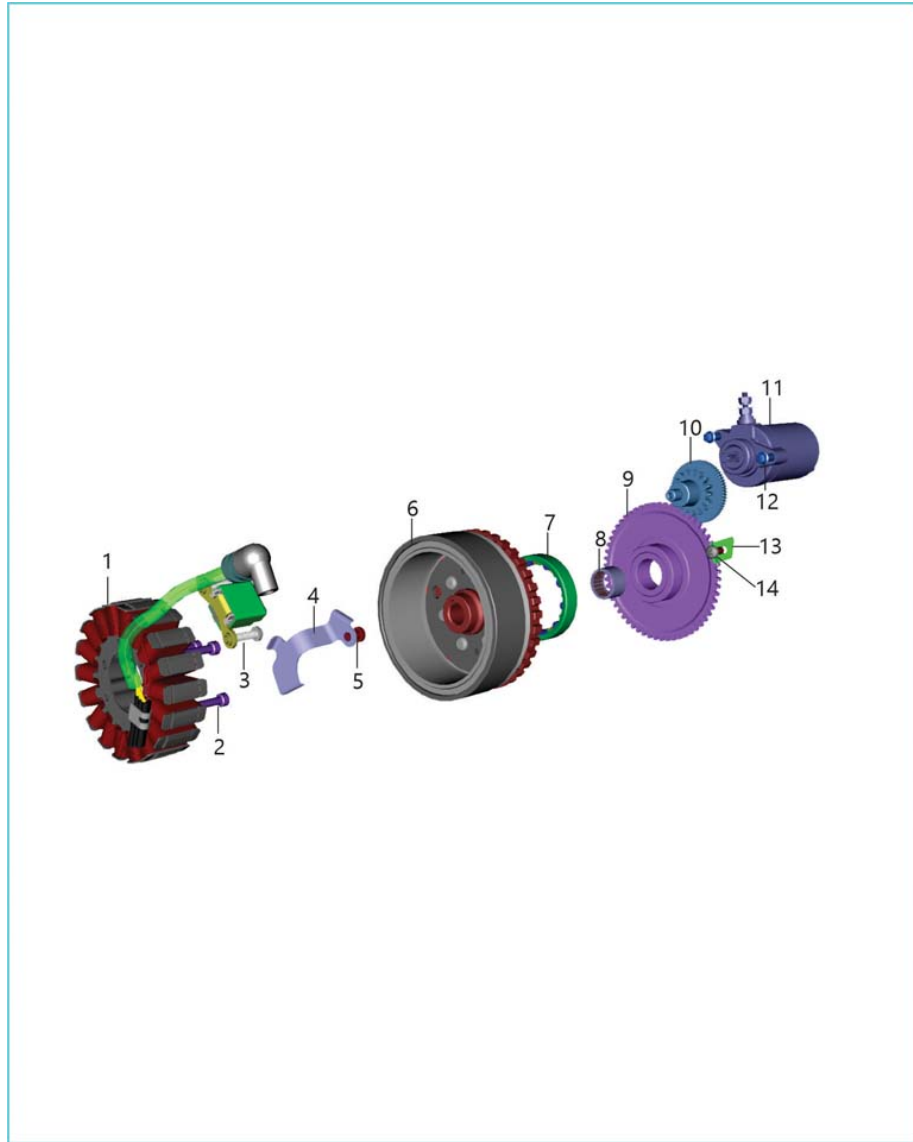
Sr. No.	Part No.	Description	QTY.	Remarks
13	39075801	SCREW PAN CROSS - M5	4	
14	JH581202	CLAMP CARB SLEEVE DIA 44	1	
15	39167704	BOLT - M6 X 45	1	
16	DF161426	BOLT - STEPPED WITH FLANGE	2	



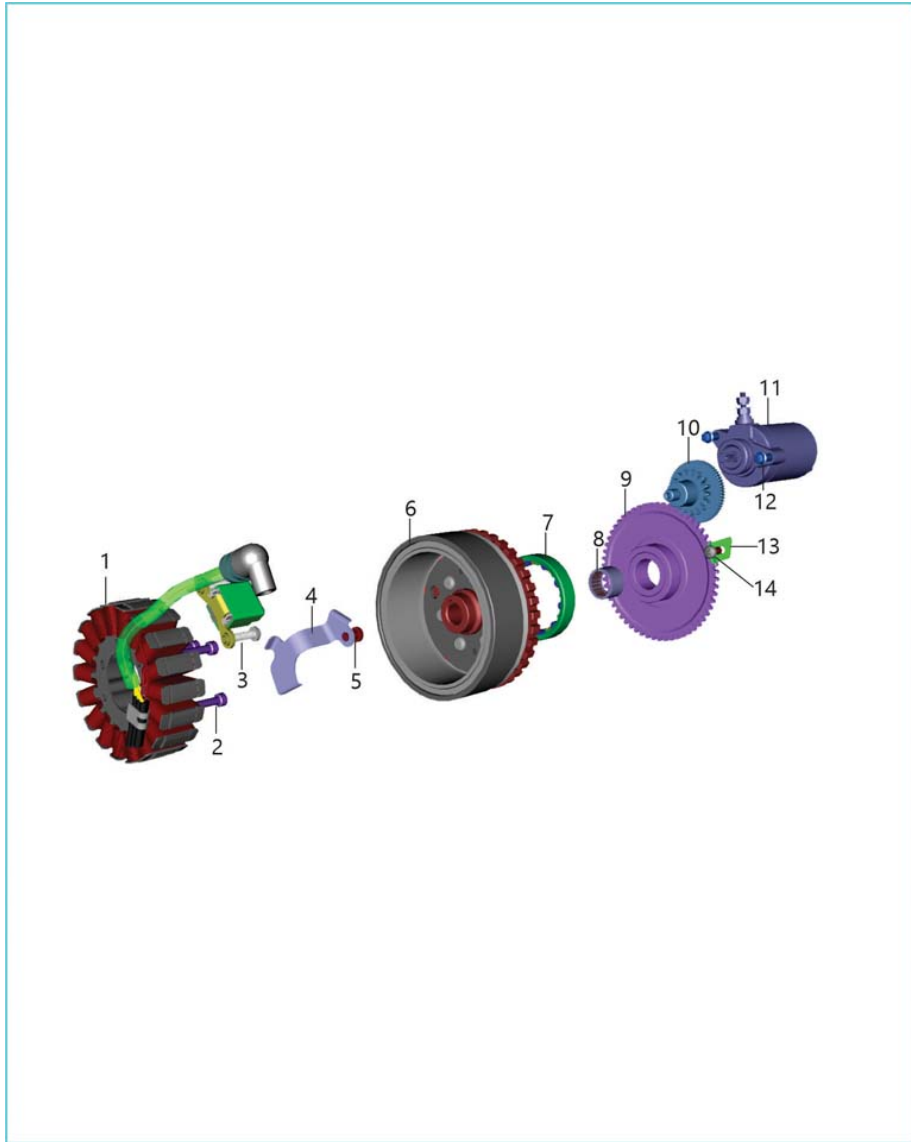
Sr. No.	Part No.	Description	QTY.	Remarks
1	36PF0025	KIT SILENCER W/O SHIELD-B150	1	CAT, Without Wire Shield
2	CB101114	GASKET -EXHAUST PIPE	1	
3	39229515	NUT - FLANGE :- M8	2	
4	39275404	BOLT HEX HEAD WITH FLANGE M5	1	
5	39272204	BOLT - SOCKET HEAD :- M8 (OLIVE GREEN)	1	
6	JB113005	PLAIN WASHER	2	
7	PF591045	SHIELD MUFFLER	1	
8	DH101607	SCREW - TRUSS	4	
9	PF591043	WIRE SHIELD BM150	1	



Sr. No.	Part No.	Description	QTY.	Remarks
1	PF571000	ASSEMBLY OIL PUMP BM150	1	
2	JA541016	GASKET CASE OIL PUMP	1	
3	FD101078	SCREW PAN CROSS :- PRE-COATED	3	
4	39099906	PIN - HOLLOW DOWEL	2	
5	PF571001	GEAR OIL PUMP BM150	1	



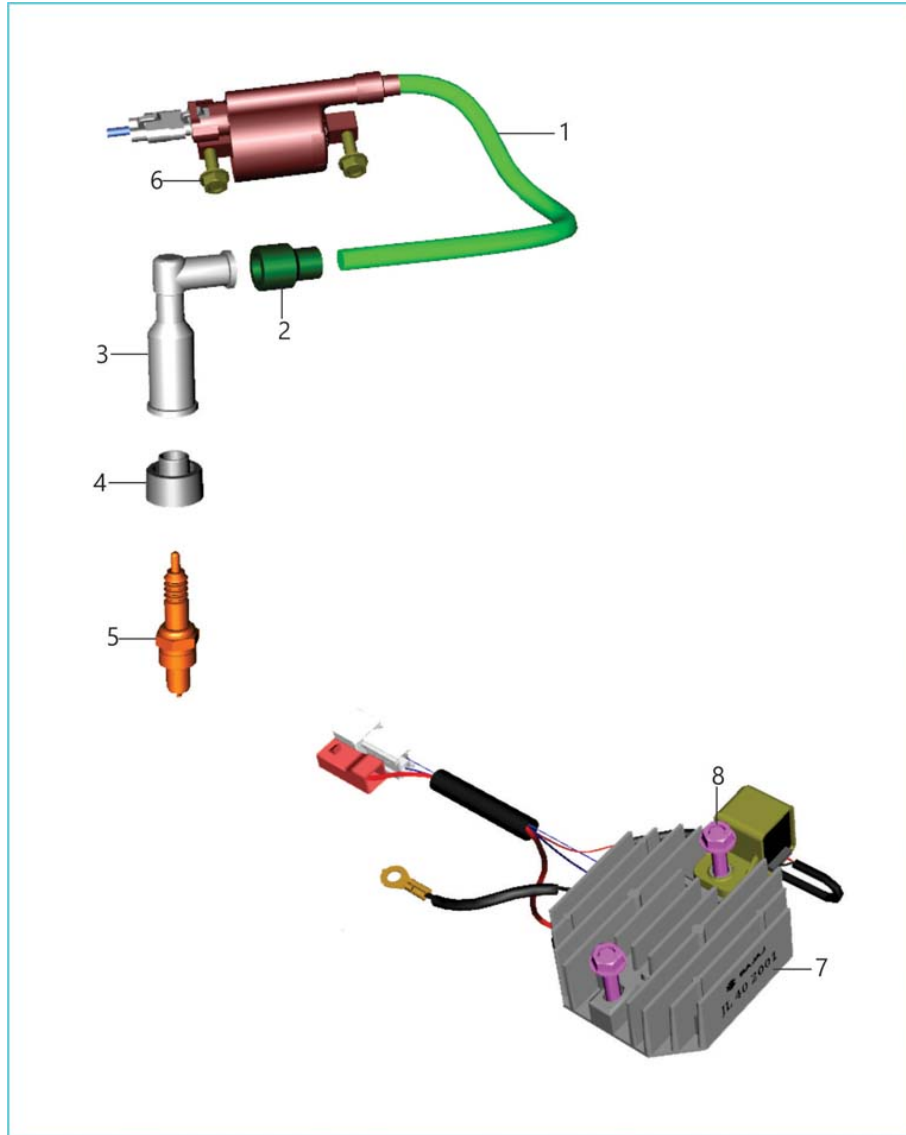
Sr. No.	Part No.	Description	QTY.	Remarks
1	PF351036	ASSEMBLY STATOR B103A	1	
2	KACF0530	BOLT SOCKET M5X0.8	3	
3	KBBC0514	SCREW PAN CROSS	2	
4	JH541223	BRACKET STATOR HARNESS	1	
5	KBAC0508	SCREW PAN+- M5X0.8XL 8XOLV GREEN	1	
6	PF351038	ASSEMBLY ROTOR WO CLUTCH B103A	1	
7	GL621414	ONE WAY CLUTCH_10 ROLLER_D103	1	
8	JE621403	BEARING NEEDLE	1	
9	JH621401	ASSEMBLY STRTER GEAR C101	1	
10	JH621407	GEAR DRIVE STARTER CLUTCH	1	
11	JH351603	MOTOR STARTER	1	
12	KAED0625	BOLT-FLANGE-KAE ST-D DIA-06 L-25	2	



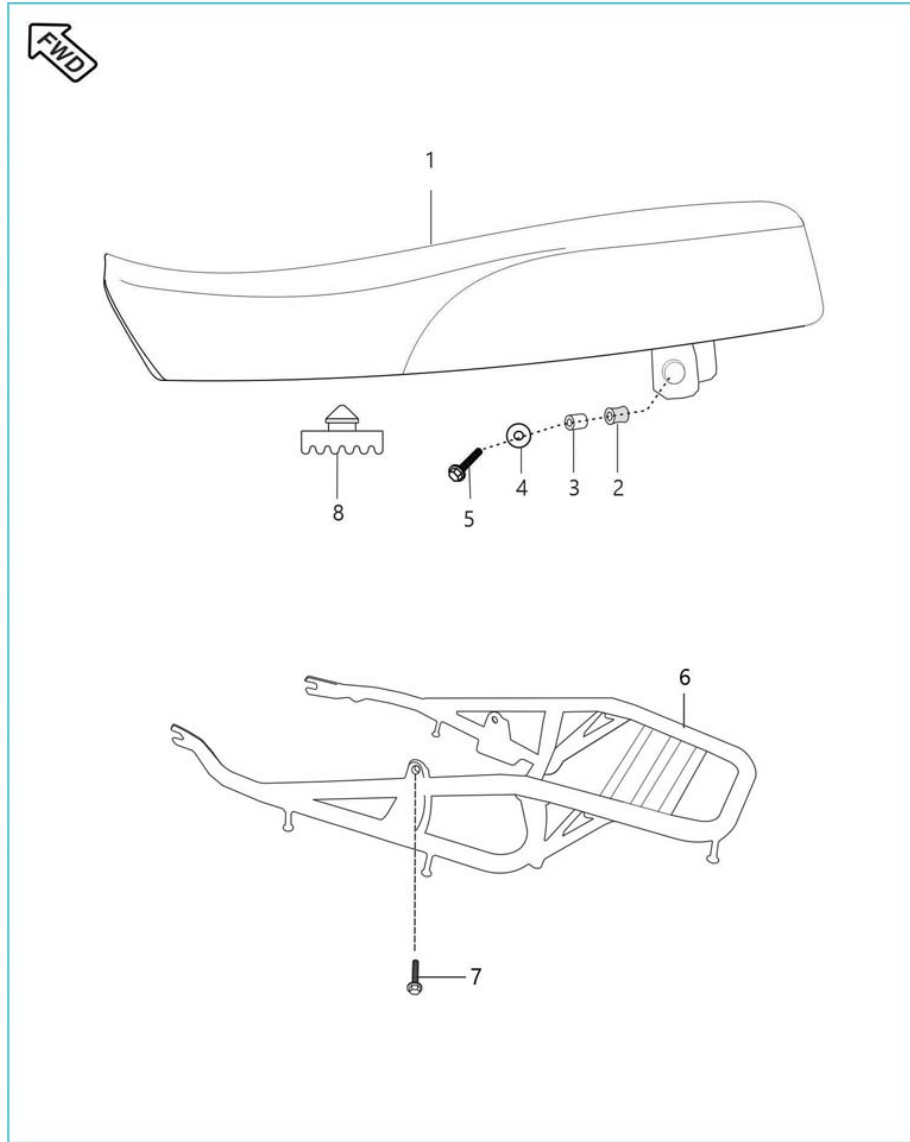
Sr. No.	Part No.	Description	QTY.	Remarks
13	JH541021	BRACKET GEAR STOPPER C101D	1	
14	DH101380	SCREW - PAN :- PR-ECOATED (M6 X 12) - 39	1	

## Boxer BM 150 FI

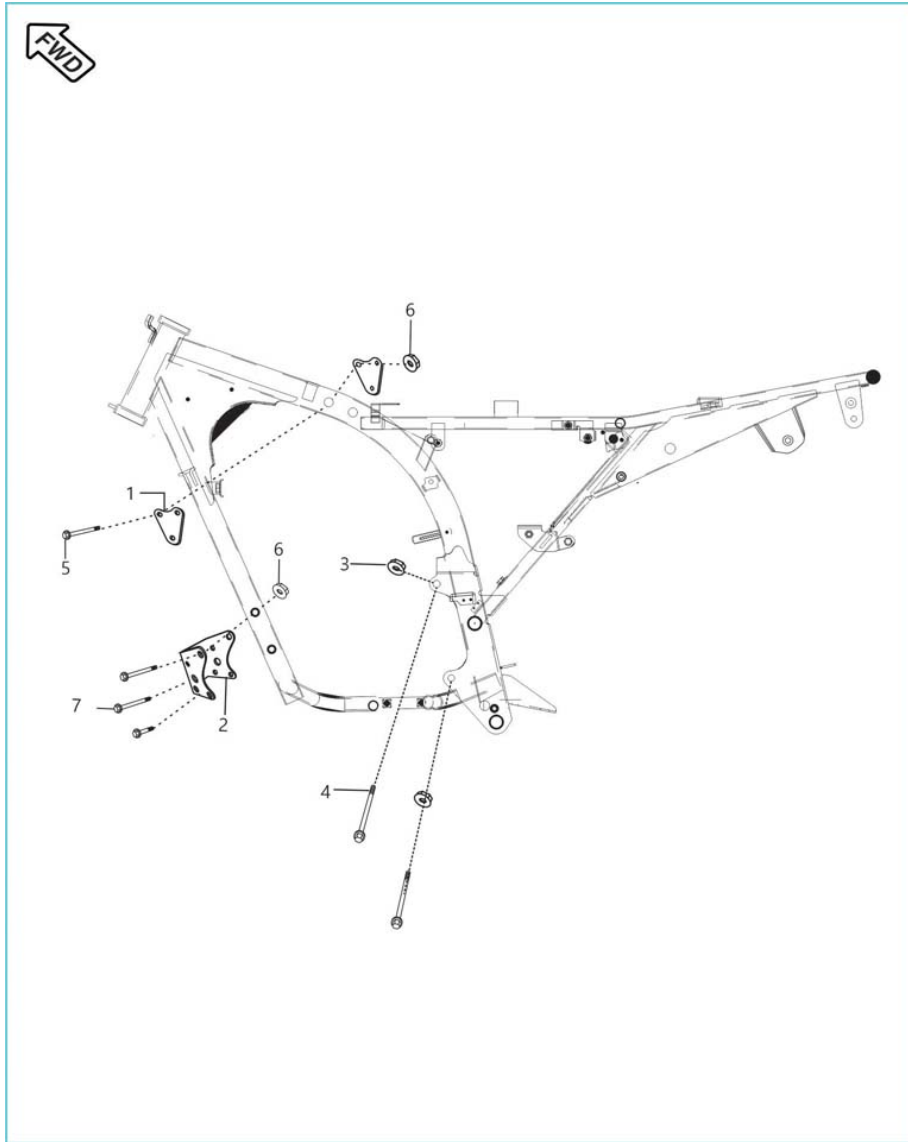
## 21. H.T. Coil & Regulator Rectifier



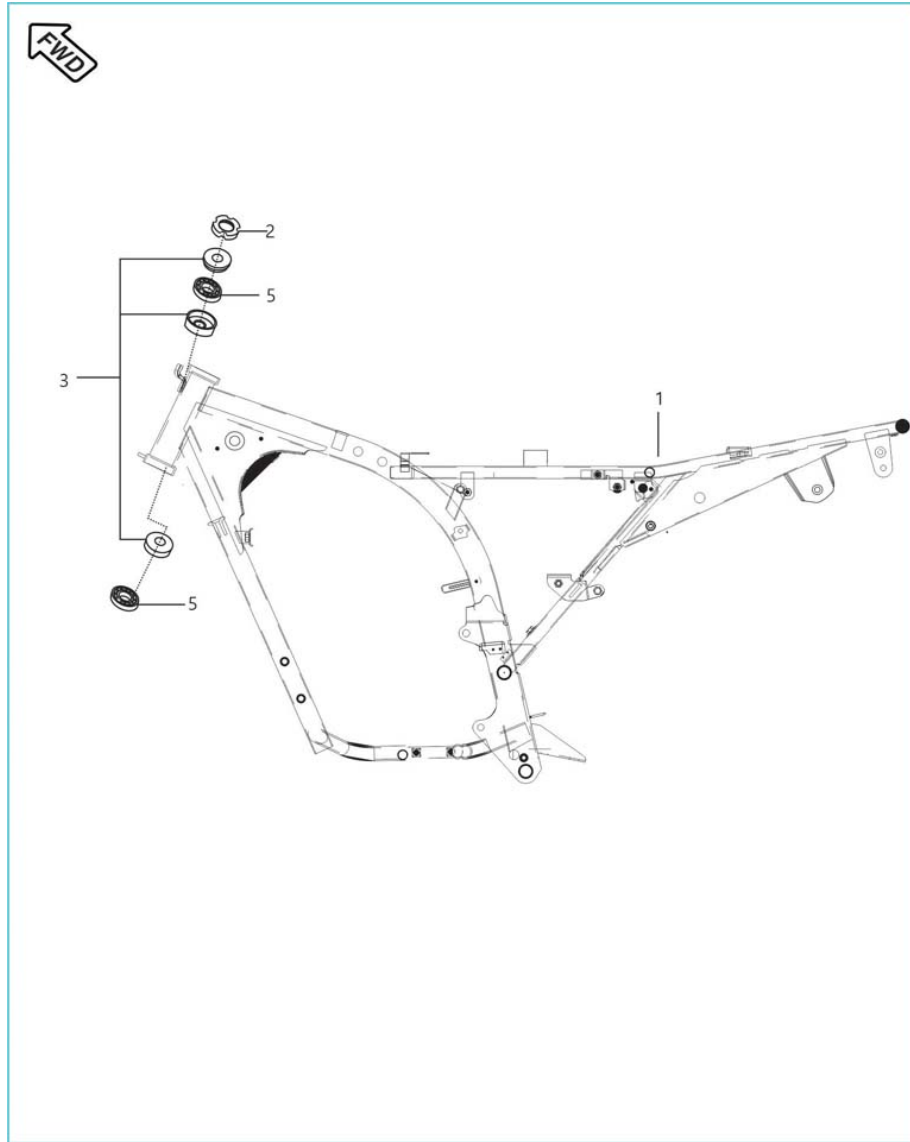
Sr. No.	Part No.	Description	QTY.	Remarks
1	PF351230	COIL HT WITH CAP B103A	1	
2	DD111012	GROMMET FOR H. T. CABLE	1	
3	DD111048	CAP - SPARK PLUG :- RESISTIVE 1K-ohm	1	
4	DD111011	GROMMET - SPARK PLUG CAP	1	
5	DD111018	PLUG - SPARK (FOR CHAMPION P-RZ9HC)	1	
5	CF111019	PLUG - SPARK :- UR4AC	1	
6	KADF0618	BOLT FLANGED M6X1	2	
7	PF402002	REGULATOR RECTIFIER UNIT	1	
8	KADF0630	BOLT FLANGED M6X1	2	



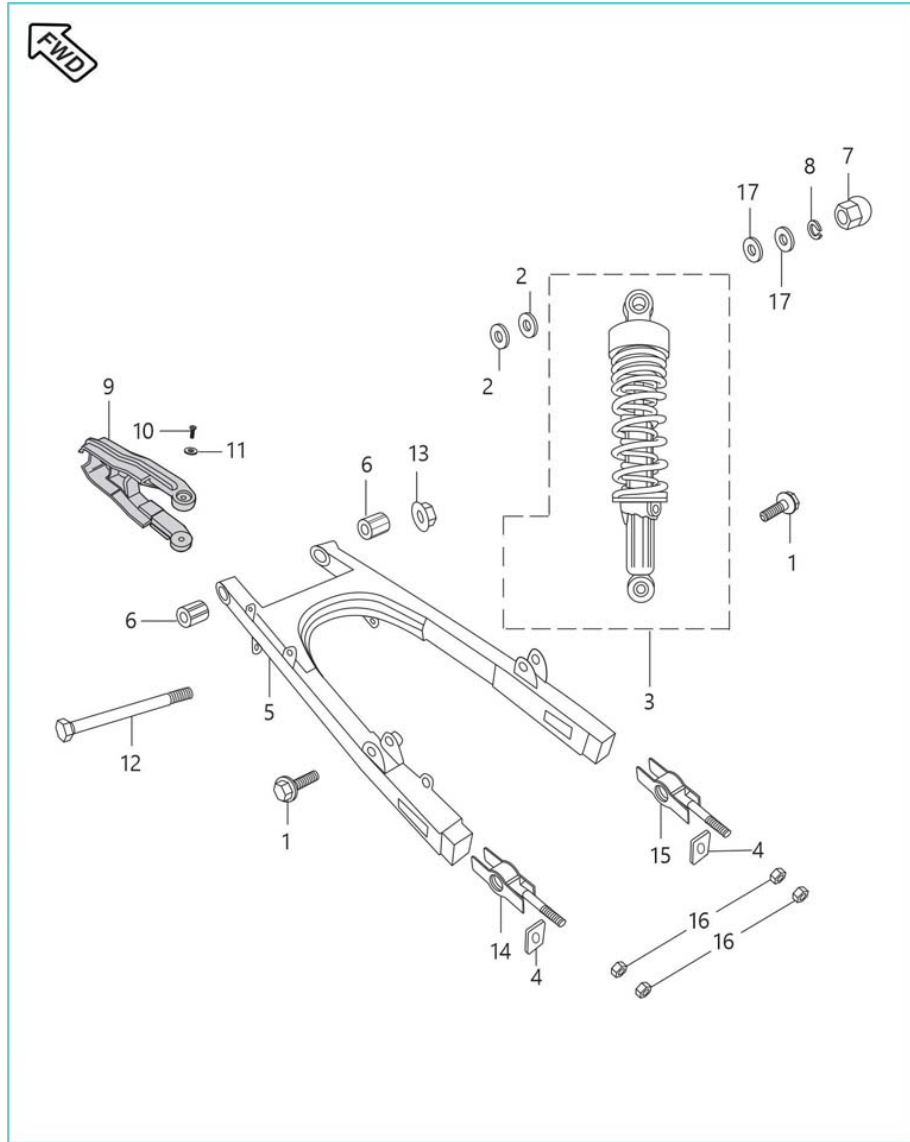
Sr. No.	Part No.	Description	QTY.	Remarks
1	JV191001	SEAT ASSY COMP	1	
2	FD211006	GROMMET - SEAT	2	
3	FD211007	SPACER - SEAT	2	
4	39121111	WASHER - PLAIN	2	
5	LAC00021	BOLT SOCKET M6X1	2	
6	PF231405	FRAME GRIP	1	
7	39155604	BOLT - FLANGE	2	
8	DP211009	DAMPER FOR SEAT	7	



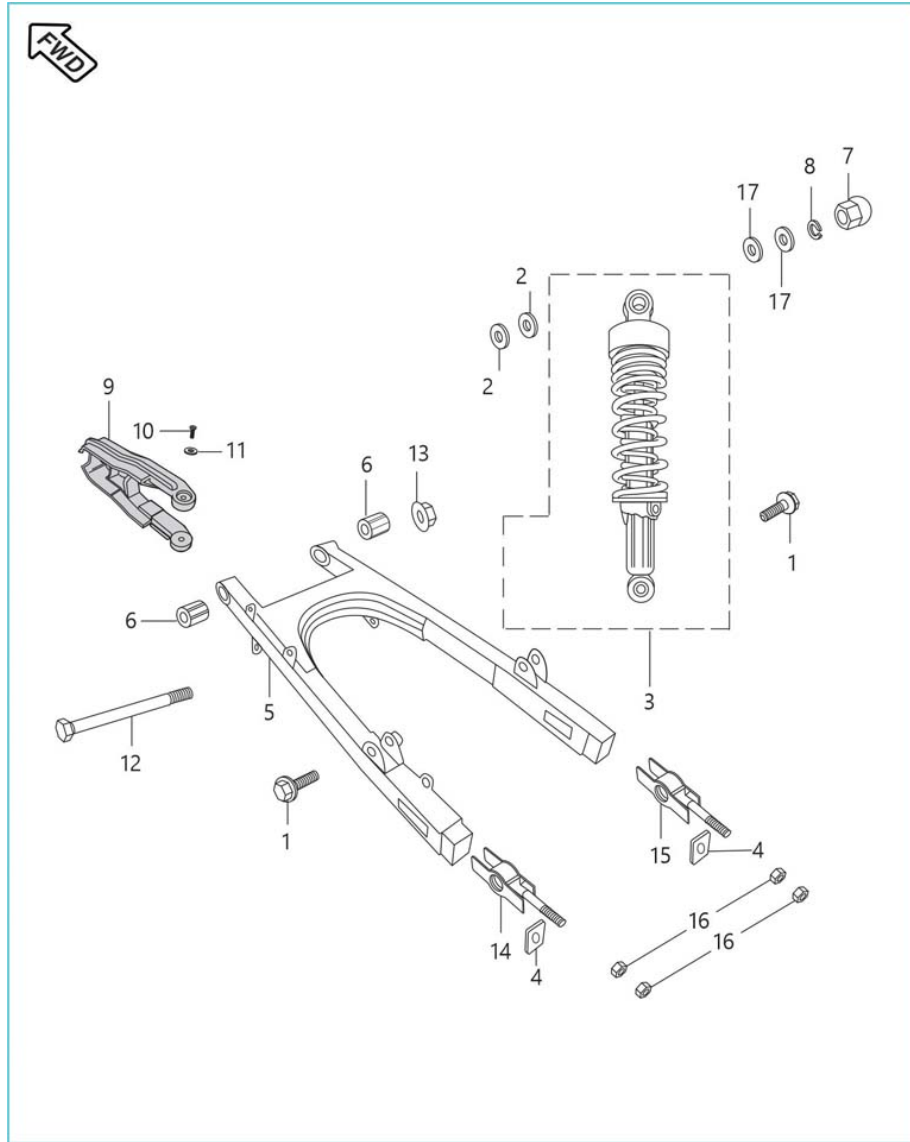
Sr. No.	Part No.	Description	QTY.	Remarks
1	PF113402	BRACKET ENGINE HANGER	2	
2	JA113402	ENGINE MTG BKT FRONT	1	
3	39272315	NUT FLANGED M10 OLIVE GREEN PASSIVATION	2	
4	JA113403	FLANGED BOLT M10X110	2	
5	39231204	BOLT - HEXAGON HEAD WITH FLANGE :- M8	3	
6	39197015	NUT - HEXAGON WITH FLANGE :- M8	7	
7	59040017	BOLT FLANGED M8	4	



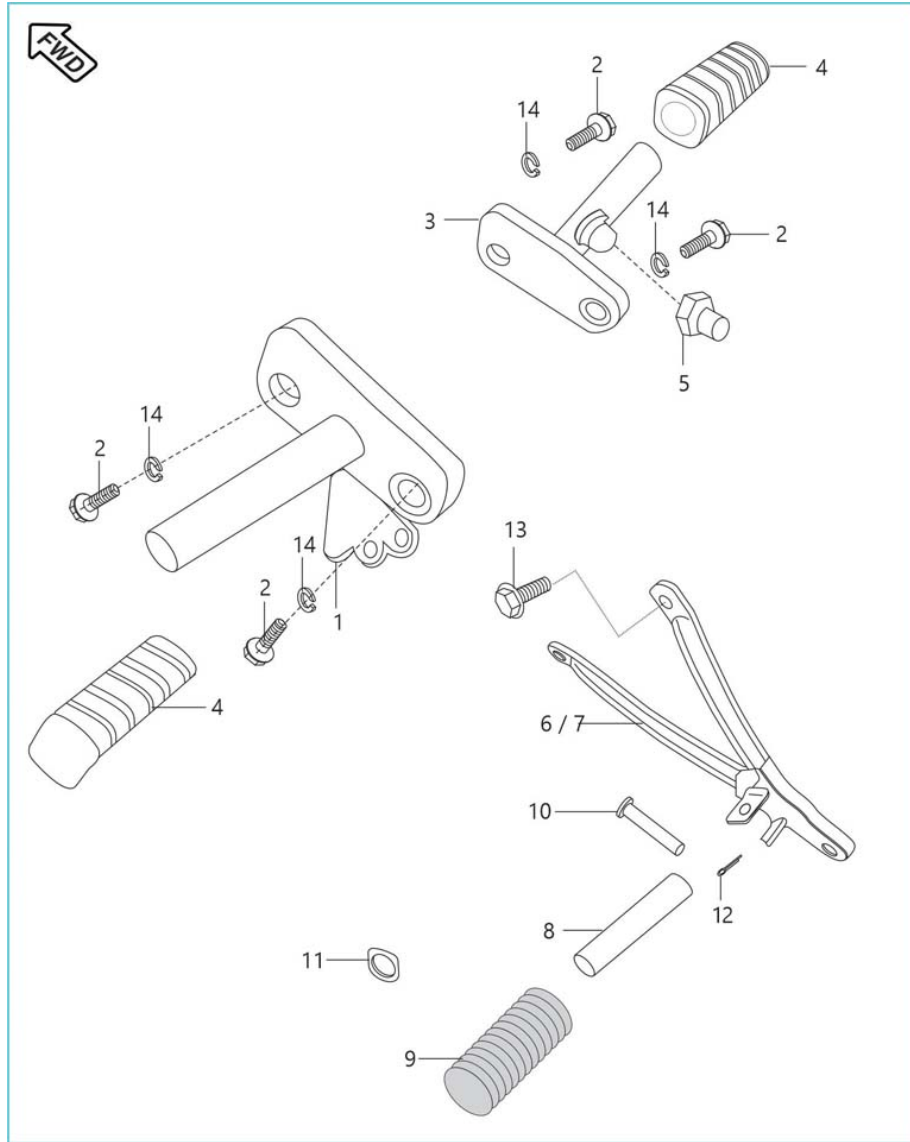
Sr. No.	Part No.	Description	QTY.	Remarks
1	PF111118	ASSEMBLY FRAME	1	
2	DS181018	NUT - FORK	1	
3	36314001	KIT STEERING CONE NEW 4/S-BOXER-CT100	1	
4	36314002	KIT BALL STEEL STEERING	1	
5	DJ181115	CAGE BEARING - STEERING	2	
6	DH181014	CUP - STEERING	1	N.I.



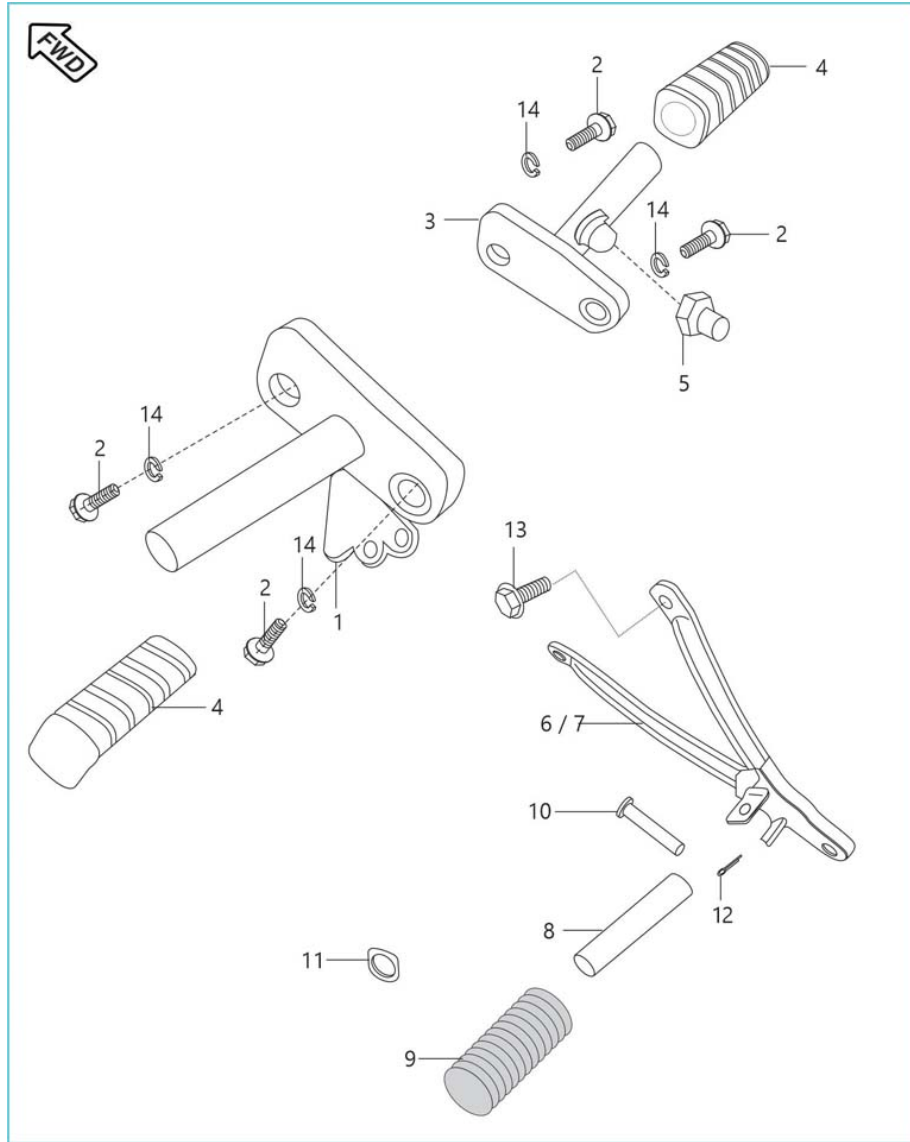
Sr. No.	Part No.	Description	QTY.	Remarks
1	JB122016	FLANGE BOLT M10	2	
2	39071411	WASHER - PLAIN	2	
3	PF122033	SHOCKABSORBER REAR SNS	2	
4	DJ151047	PLATE - CHAIN ADJUSTER	2	
5	PF122030	ARM ASSEMBLY SWING	1	
6	DP171006	BUSHING - RUBBER	2	
7	39236615	NUT DOMED CAP	2	
8	39078912	WASHER - SPRING	2	
9	JB122003	CHAIN SLIDER	1	
10	39055302	SCREW - SELF TAPPING	2	For Chain Sider
11	39045411	WASHER - PLAIN	2	For Chain Sider
12	JA121003	SHAFT SWING ARM	1	



Sr. No.	Part No.	Description	QTY.	Remarks
13	39093915	NUT - HEX. :- NYLOC	1	
14	DJ151036	ADJUSTER - CHAIN	1	
15	DJ151037	ADJUSTER - CHAIN :- RH	1	
16	39029215	NUT - HEXAGON :- M6 X 1	4	
17	39234911	WASHER - PLAIN	4	



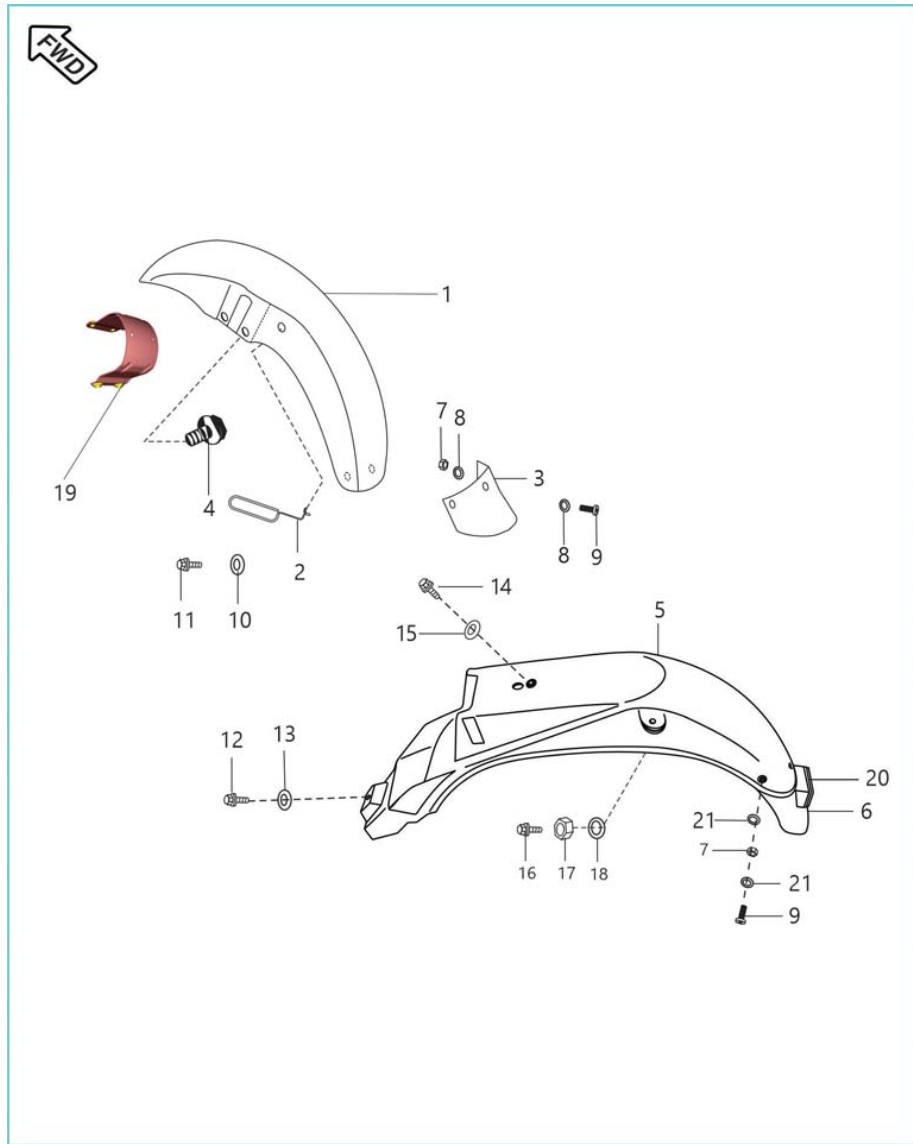
Sr. No.	Part No.	Description	QTY.	Remarks
1	PF113000	STAY STEP RIDER LH	1	
2	KADF0822	BOLT FLANGED M8X1.25	4	
3	PF113001	STAY STEP RIDER RH	1	
4	JK113008	RUBBER PILLION STEP	2	
5	DG161224	DAMPER	1	
6	PF113002	STAY LH	1	
7	PF113003	HOLDER STEP PILLION RH	1	
8	DP161170	STEP PILLION FOOTREST	2	
10	30171022	PIN	2	
11	DP161163	WASHER FOR REAR FOOT STEP	2	
12	39078408	PIN - SPLIT	2	
13	39248104	BOLT - HEXAGON HEAD WITH FLANGE :- M8	4	



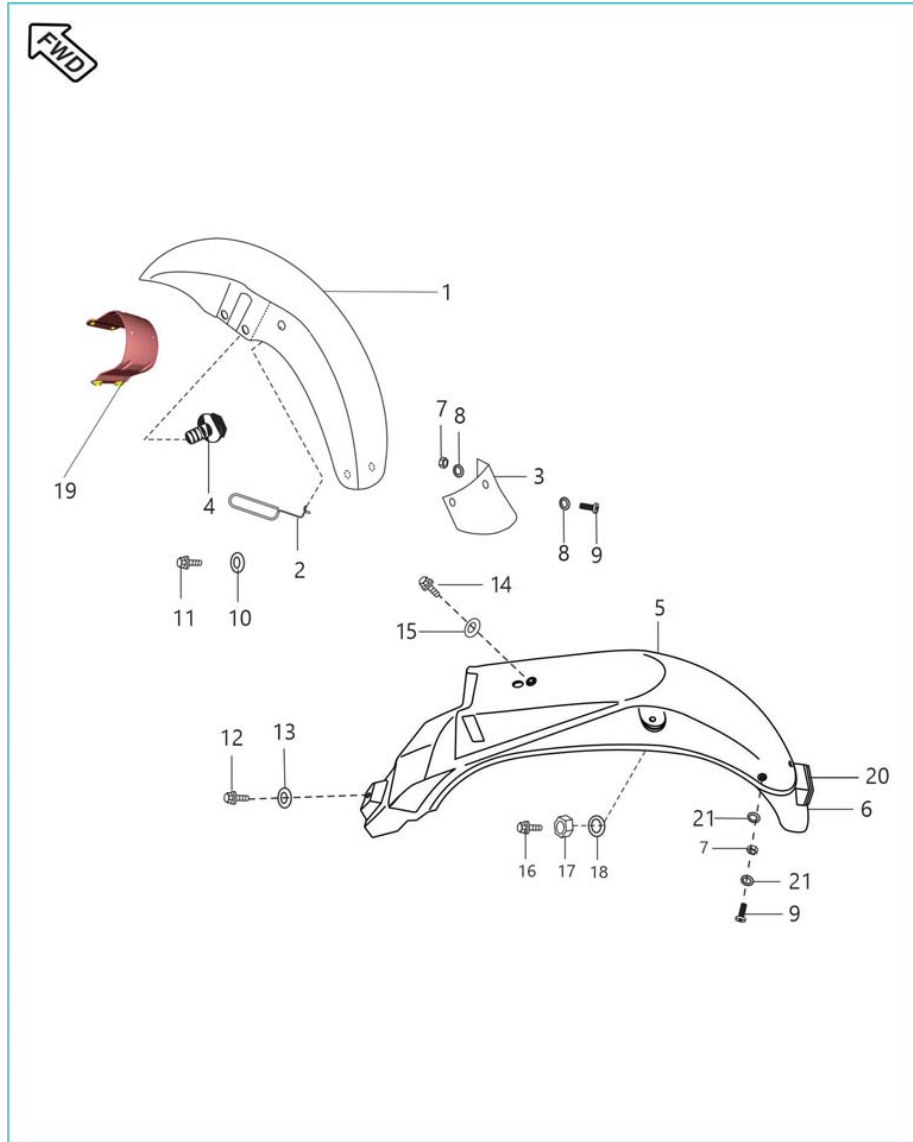
Sr. No.	Part No.	Description	QTY.	Remarks
14	39265912	WASHER - SPRING	4	

## Boxer BM 150 FI

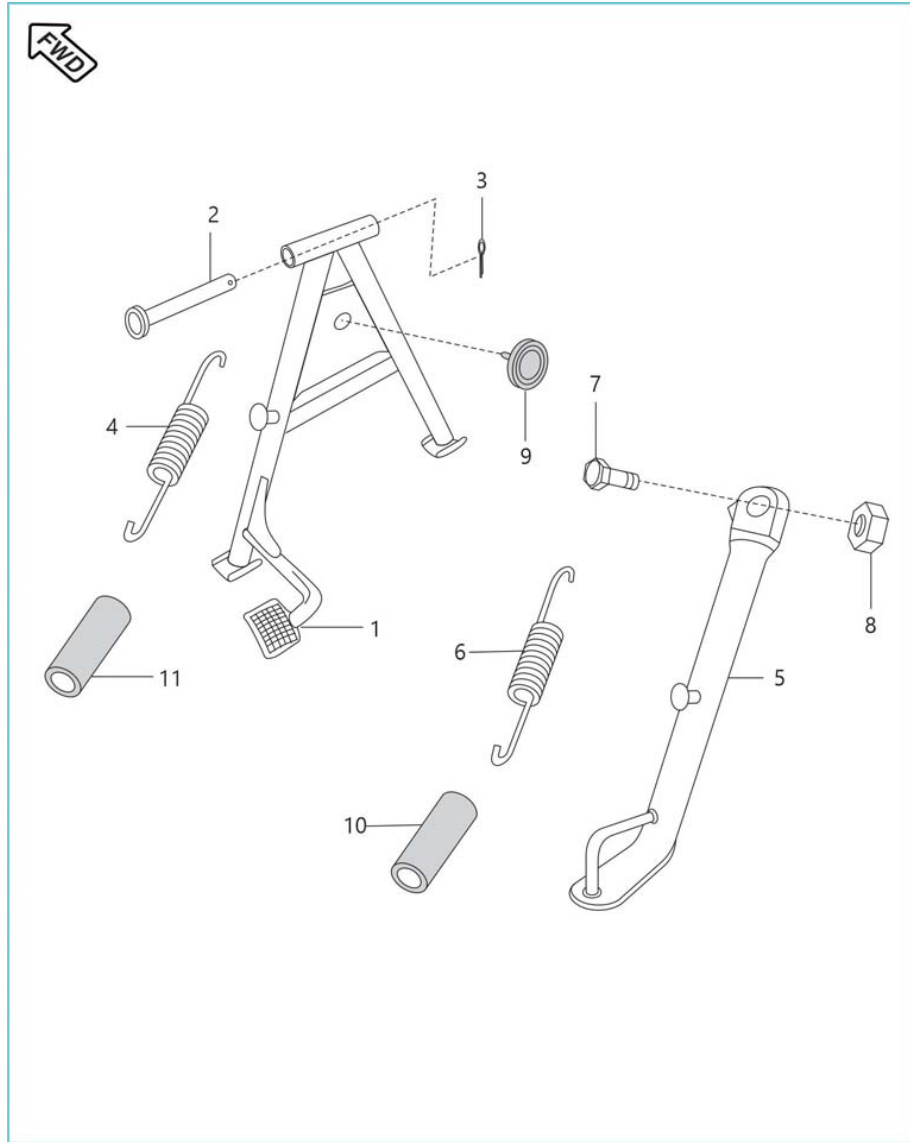
## 27. Mudguard Front & Rear



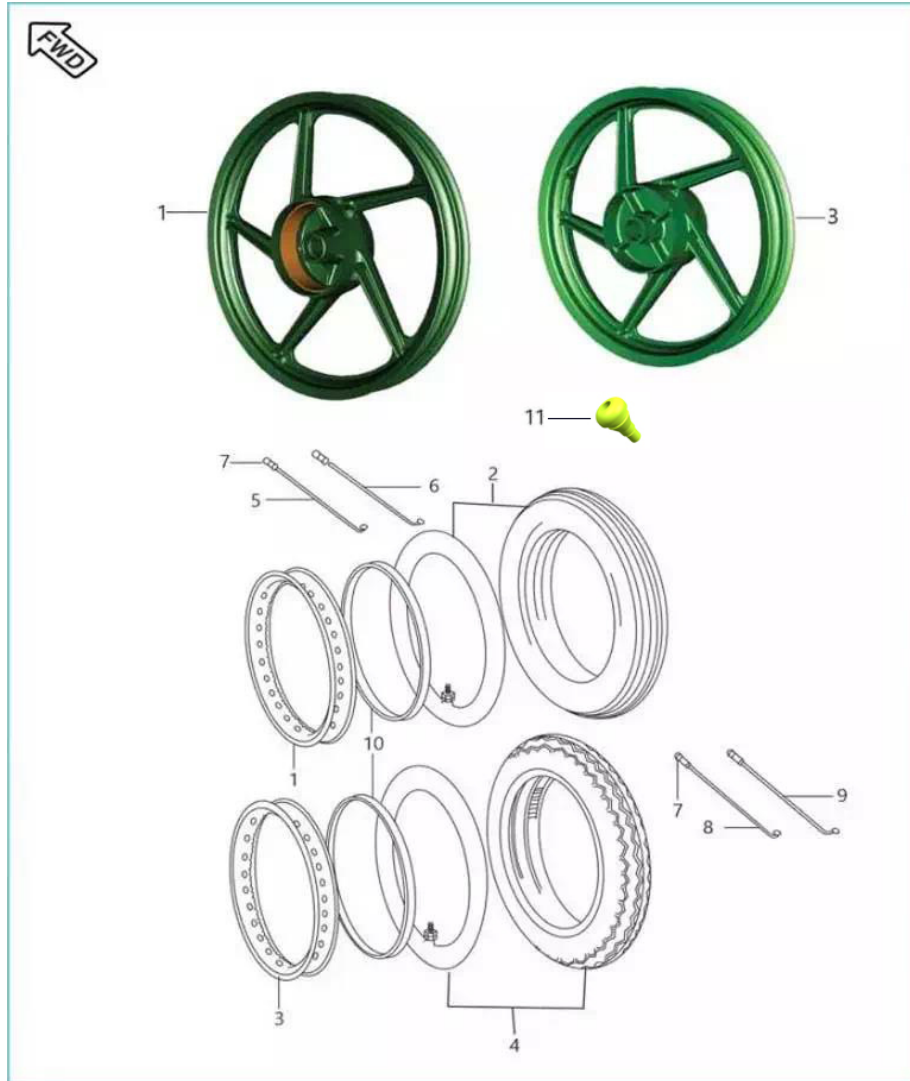
Sr. No.	Part No.	Description	QTY.	Remarks
1	PF181404	FENDER ASSEMBLY FRONT	1	
2	DF191020	CLAMP	1	
3	PF181408	MUDFLAP FRONT	1	
4	39222204	BOLT - FLANGED :- M8	4	
5	PF181435	FENDER REAR	1	
6	JV181410	FLAP FENDER REAR	1	
7	39032615	NUT - NYLOC :- M5 X 0.8	6	
8	39024211	WASHER - PLAIN	6	Front Fender Flap
9	39169801	SCREW PAN - M5	6	
10	39130911	WASHER - PLAIN	1	
11	39247304	BOLT - HEXAGON HEAD WITH FLANGE :- M6	1	
12	39194304	BOLT - FLANGED	1	



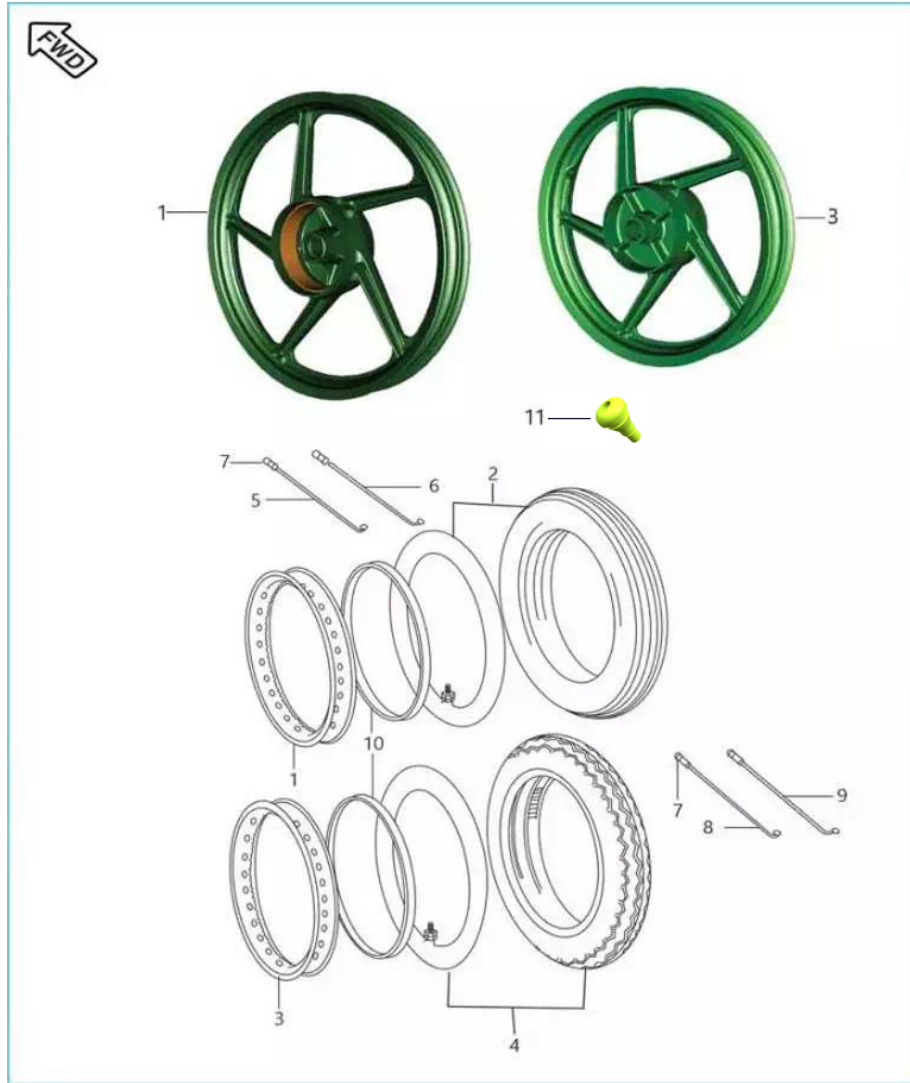
Sr. No.	Part No.	Description	QTY.	Remarks
13	39021111	WASHER - PLAIN	1	
14	39155604	BOLT - FLANGE	1	
15	39150711	WASHER - PLAIN	1	
16	KADF0820	BOLT FLANGED	2	
17	39197015	NUT - HEXAGON WITH FLANGE :- M8	2	
19	PF181410	FENDER BRACE	1	
20	JG401036	REFLECTOR REFLEX	1	
21	39183911	WASHER - PLAIN	6	Rear Fender Flap



Sr. No.	Part No.	Description	QTY.	Remarks
1	PF113202	STAND CENTER	1	
2	JA113201	SHAFT STAND	1	
3	39079708	PIN - COTTER	1	
4	DH161121	SPRING - MAIN STAND	1	
5	JA113202	SIDE STAND	1	
6	DH161066	SPRING - SIDE STAND	1	
7	DF161102	BOLT FOR SIDE STAND MOUNTING	1	
8	39042215	NUT - NYLOC :- M10	1	
9	DG161124	DAMPER	1	
10	DH161146	COVER - SPRING :- SIDE STAND	1	
11	DH161145	COVER - SPRING :- MAIN STAND	1	



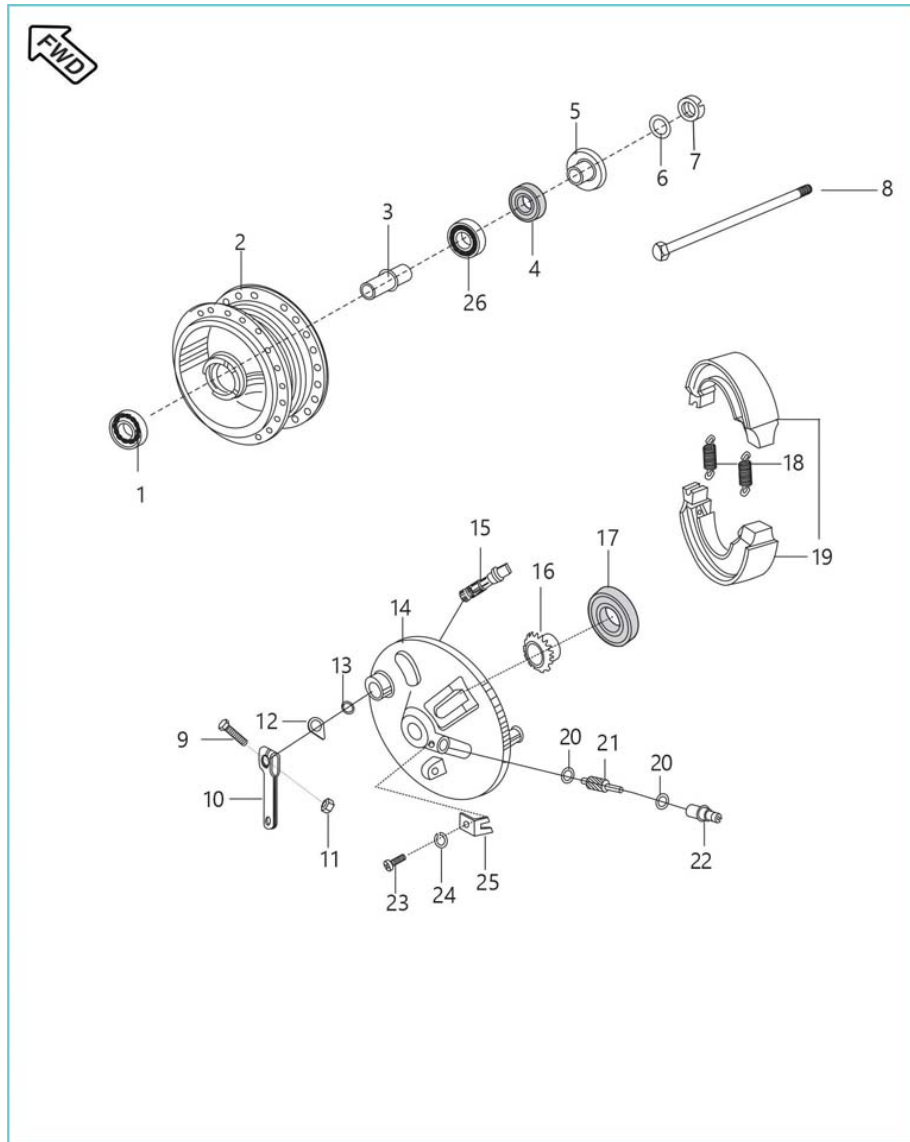
Sr. No.	Part No.	Description	QTY.	Remarks
1	PF131012	WHEEL FRONT 1.60X17- 5 SPOKE	1	1.6 X 17
1	56JK2Y3Q	WHEEL FRONT 1.85X17 DRUM JK131046 SIL	1	Ref.Cir.IB-488
2	PF131001	TYRE WITH TUBE FRONT	1	
2	JF131010	Front Tyre (Tubeless Tyre)	1	Ref.Cir.IB-488
3	PF131222	WHEEL RE 2.15X17 SILVER (5 SP)	1	
3	56DH3B3Q	WHEEL REAR MT 2.15X17 (DH151144) SILVER	1	Ref.Cir.IB-488
4	PF131210	TYRE WITH TUBE REAR	1	
4	JF131211	Rear Tyre (Tubeless Tyre)	1	Ref.Cir.IB-488
5	DS151004	SPOKE- INNER FRONT:- (DRUM)	18	
6	DS151005	SPOKE- OUTER FRONT:- DRUM	18	
7	16151066	NIPPLE - SPOKE	72	
8	DS151009	SPOKE INNER REAR	18	



Sr. No.	Part No.	Description	QTY.	Remarks
9	DS151010	SPOKE OUTER REAR	18	
10	DG151022	BAND - RIM	2	
11	DK151026	Valve tubeless	2	Ref.Cir.IB-488

## Boxer BM 150 FI

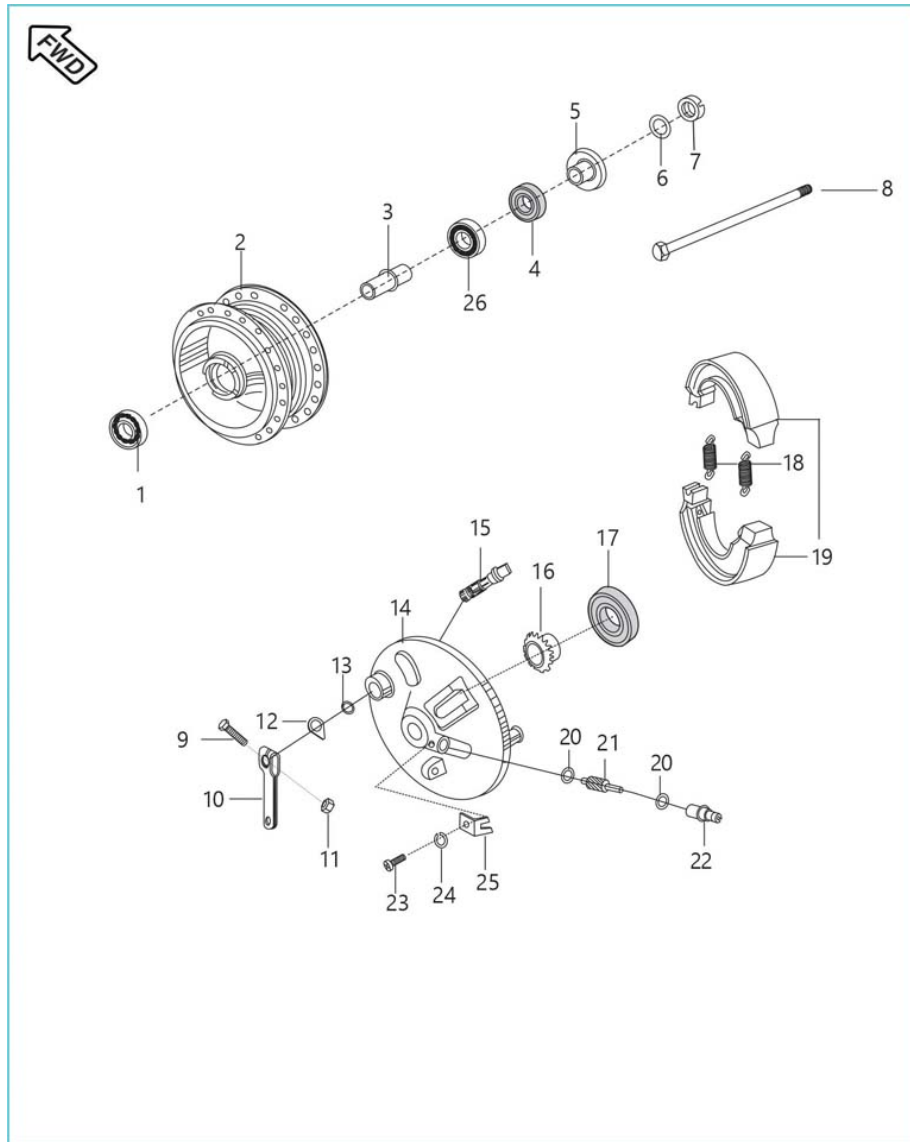
## 30. Front Hub (for Spoke Wheel)



Sr. No.	Part No.	Description	QTY.	Remarks
1	39268620	BEARING - BALL 6202 RS1/C3 - 15X35X11	1	
2	JA131603	DRUM FRONT	1	
3	30151032	COLLAR - BEARING	1	
4	30151033	SEAL - OIL	1	
5	DS151060	SPACER ASSY	1	
6	39078111	WASHER - PLAIN	1	
7	59150003	NUT U - M12	1	
8	DJ151041	AXLE	1	
9	39077504	BOLT - HEXAGON :- M6 X 1	1	
10	JA131607	LEVER BRAKE	1	
11	39079815	NUT - HEXAGON WITH FLANGE :- M6	1	
12	DD151009	INDICATOR FOR FRONT	1	

## Boxer BM 150 FI

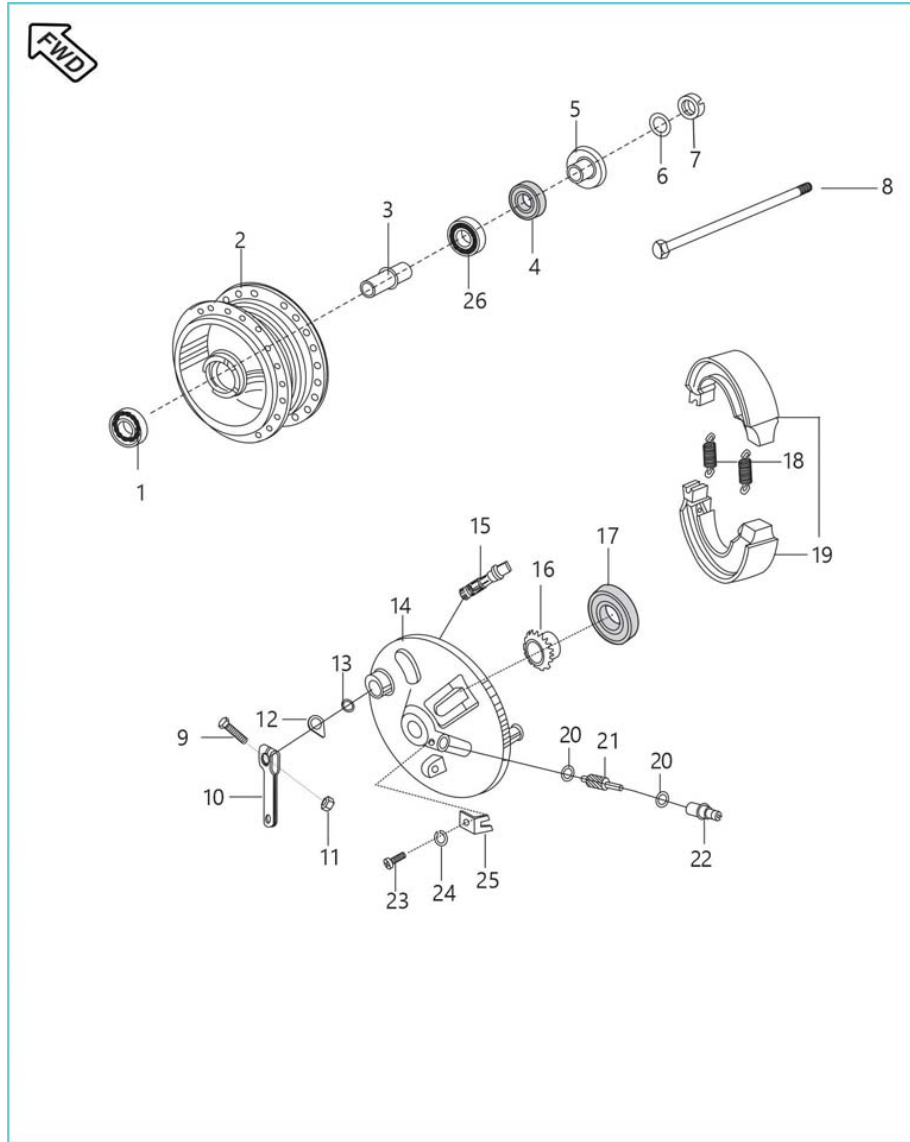
## 30. Front Hub (for Spoke Wheel)



Sr. No.	Part No.	Description	QTY.	Remarks
13	30151038	RING - O	1	
14	JA131605	PANEL FRONT BRAKE	1	
15	30151011	CAM ASSEMBLY - BRAKE	1	
16	30151116	GEAR - SPEEDOMETER	1	
17	30151035	SEAL - OIL :- 48 X 62 X 7	1	
18	30151069	SPRING	2	
19	JN131812	BRAKE SHOE KIT(NON ASBESTOS)	1	Non Asbestos type
20	39024211	WASHER - PLAIN	2	
21	30151041	GEAR METER SCREW	1	
22	JA131606	BUSHING	1	
23	39084001	SCREW PAN CROSS - M4	1	
24	39090012	WASHER - SPRING	1	

# Boxer BM 150 FI

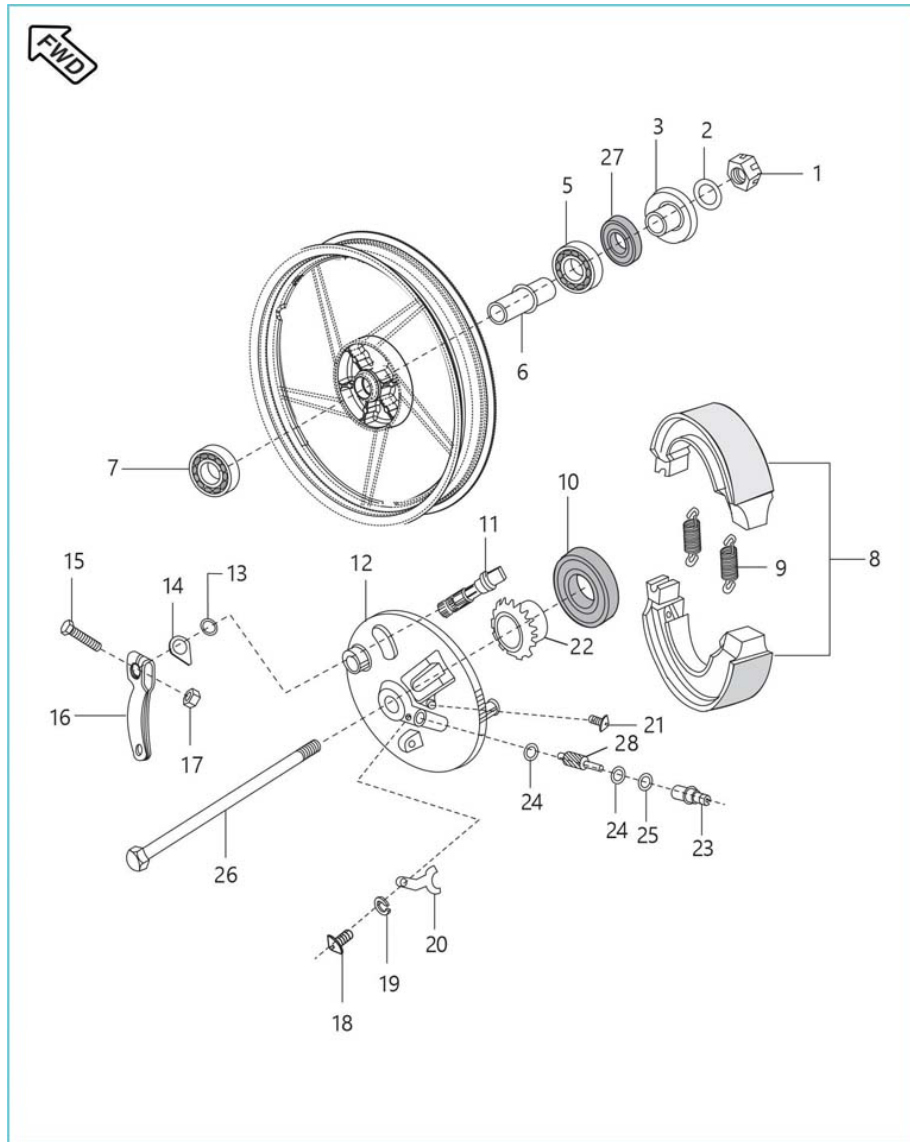
## 30. Front Hub (for Spoke Wheel)



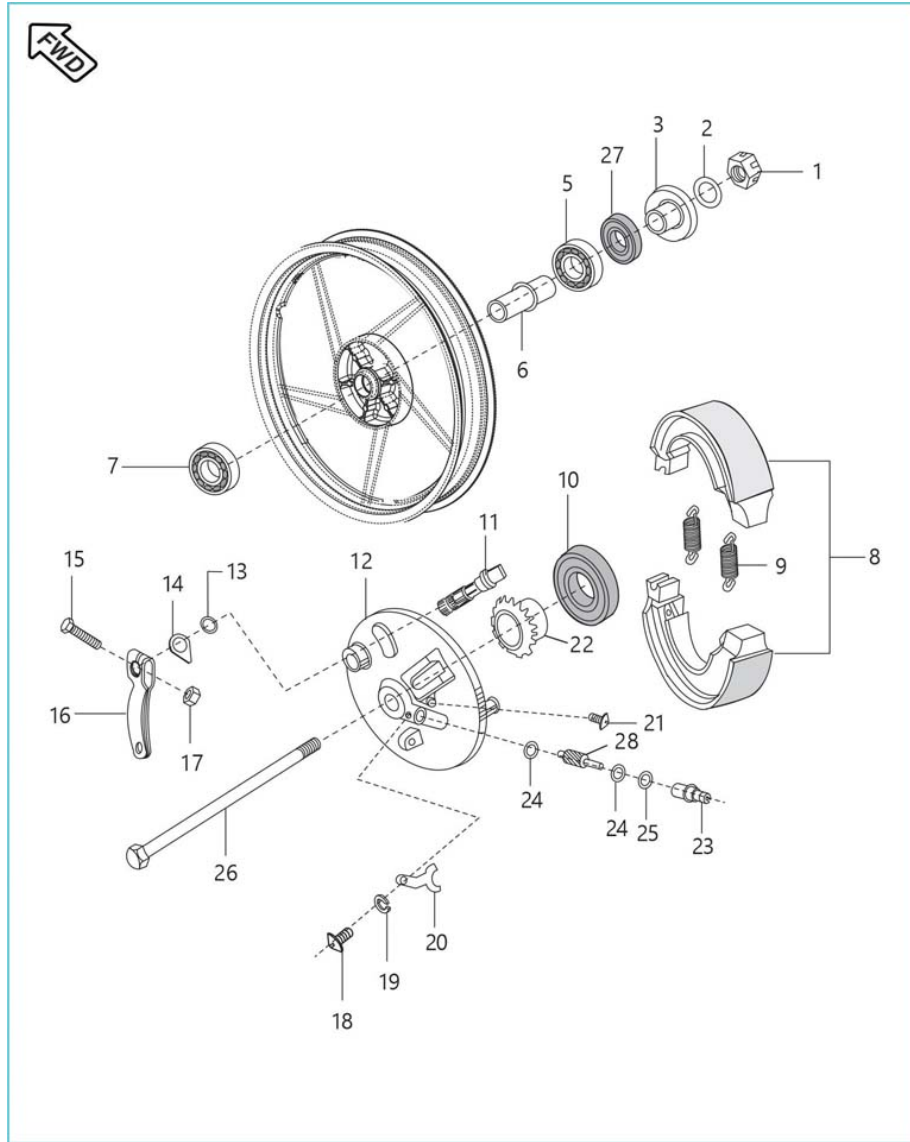
Sr. No.	Part No.	Description	QTY.	Remarks
25	30151118	STOPPER FOR BUSHING	1	
26	39268720	BEARING - BALL 6302 RS1/C3 - 15X42X13	1	

## Boxer BM 150 FI

## 31. Front Hub (for Alloy Wheel)



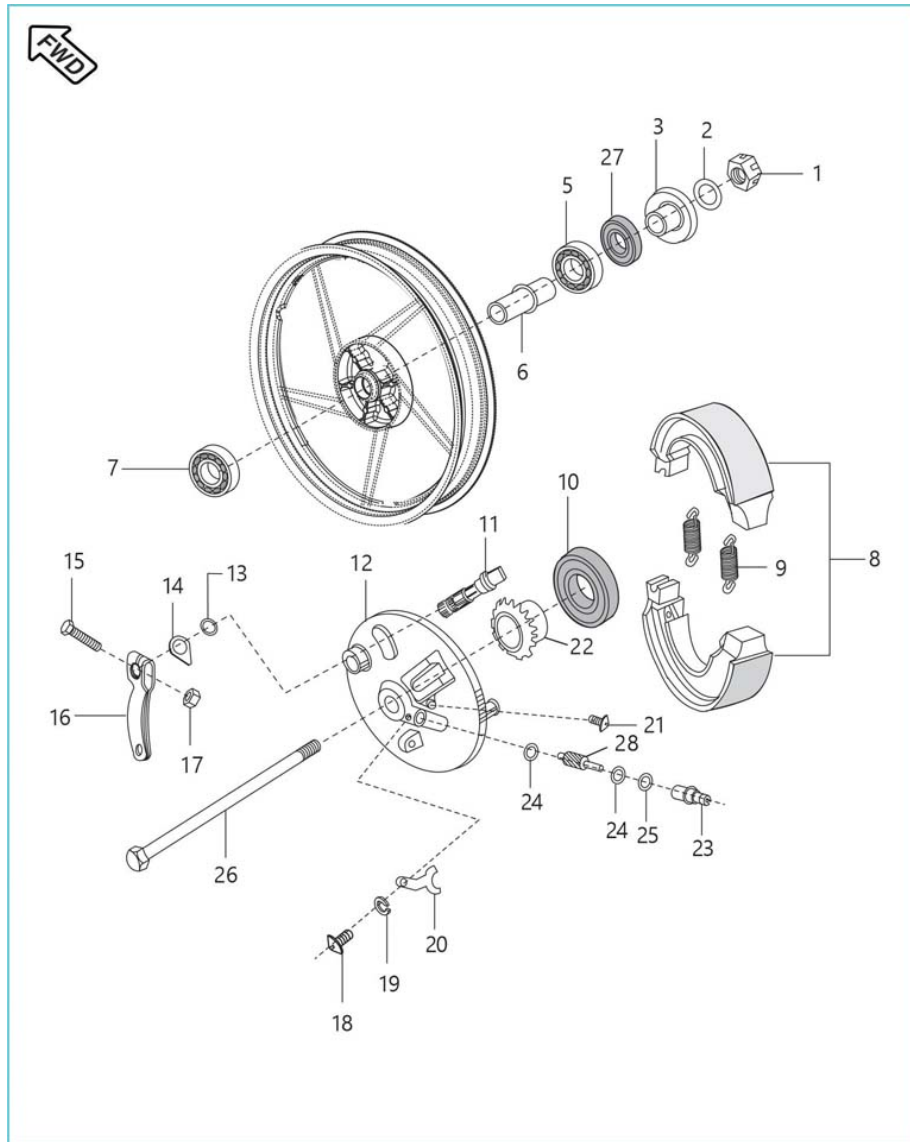
Sr. No.	Part No.	Description	QTY.	Remarks
1	59150003	NUT U - M12	1	
2	39078111	WASHER - PLAIN	1	
3	DS151056	COVER - DUST :- FRONT	1	
4	DS151060	SPACER ASSY	1	(N.I.)
5	39268820	BEARING - BALL :- 6301 RS1/C3 (12X37X12)	1	
6	30151032	COLLAR - BEARING	1	
8	JN131812	BRAKE SHOE KIT(NON ASBESTOS)	1	Non Asbestos type
9	30151069	SPRING	2	
10	30151035	SEAL - OIL :- 48 X 62 X 7	1	
11	30151004	CAM ASSEMBLY - BRAKE	1	
12	JA131605	PANEL FRONT BRAKE	1	
13	30151038	RING - O	1	



Sr. No.	Part No.	Description	QTY.	Remarks
14	DD151009	INDICATOR FOR FRONT	1	
15	39077504	BOLT - HEXAGON :- M6 X 1	1	
16	JA131607	LEVER BRAKE	1	
17	39079815	NUT - HEXAGON WITH FLANGE :- M6	1	
18	39084001	SCREW PAN CROSS - M4	1	
19	39073212	WASHER - SPRING	1	
20	30151118	STOPPER FOR BUSHING	1	
21	LBD00001	SCREW CSK-RD-CROSS M5X0.8X18	1	To Secure Speedo Cable
22	30151116	GEAR - SPEEDOMETER	1	
23	JA131606	BUSHING	1	
24	39024211	WASHER - PLAIN	2	
25	39101321	RING - O	1	

## Boxer BM 150 FI

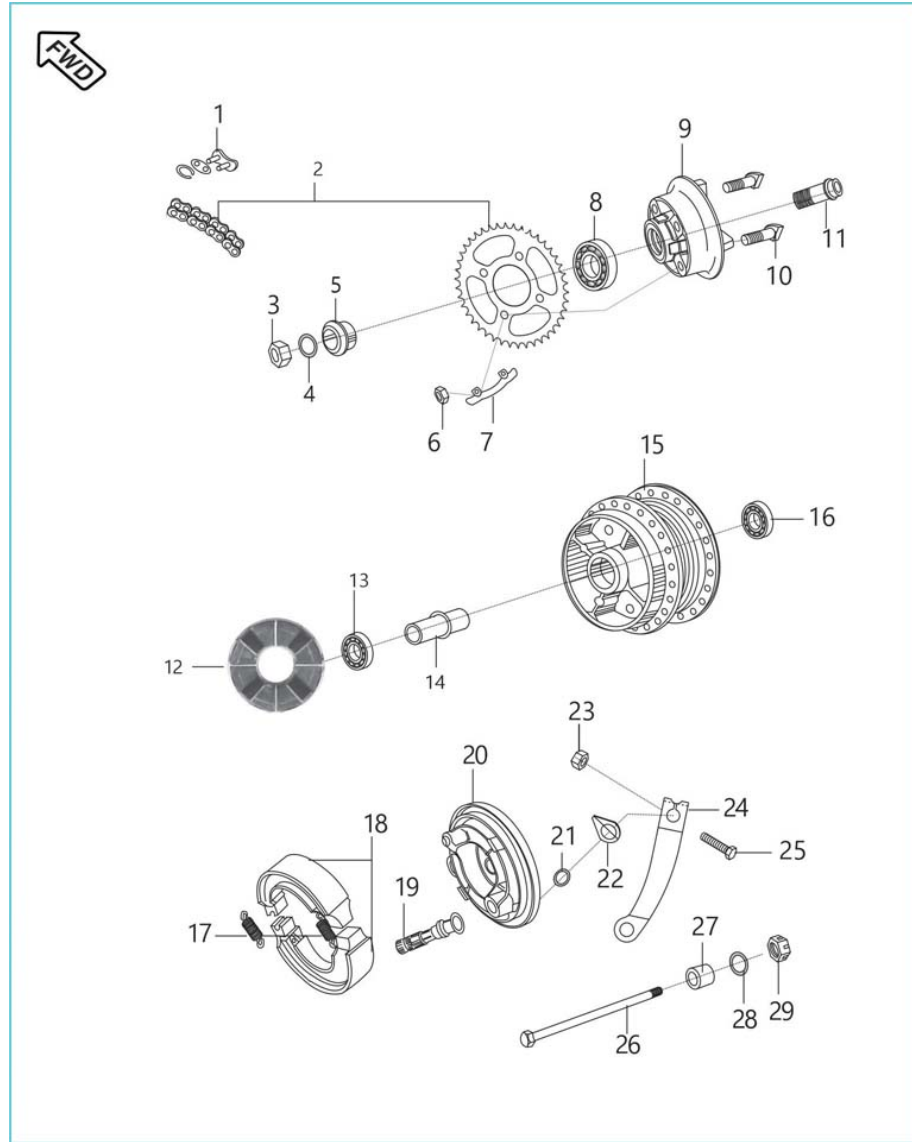
## 31. Front Hub (for Alloy Wheel)



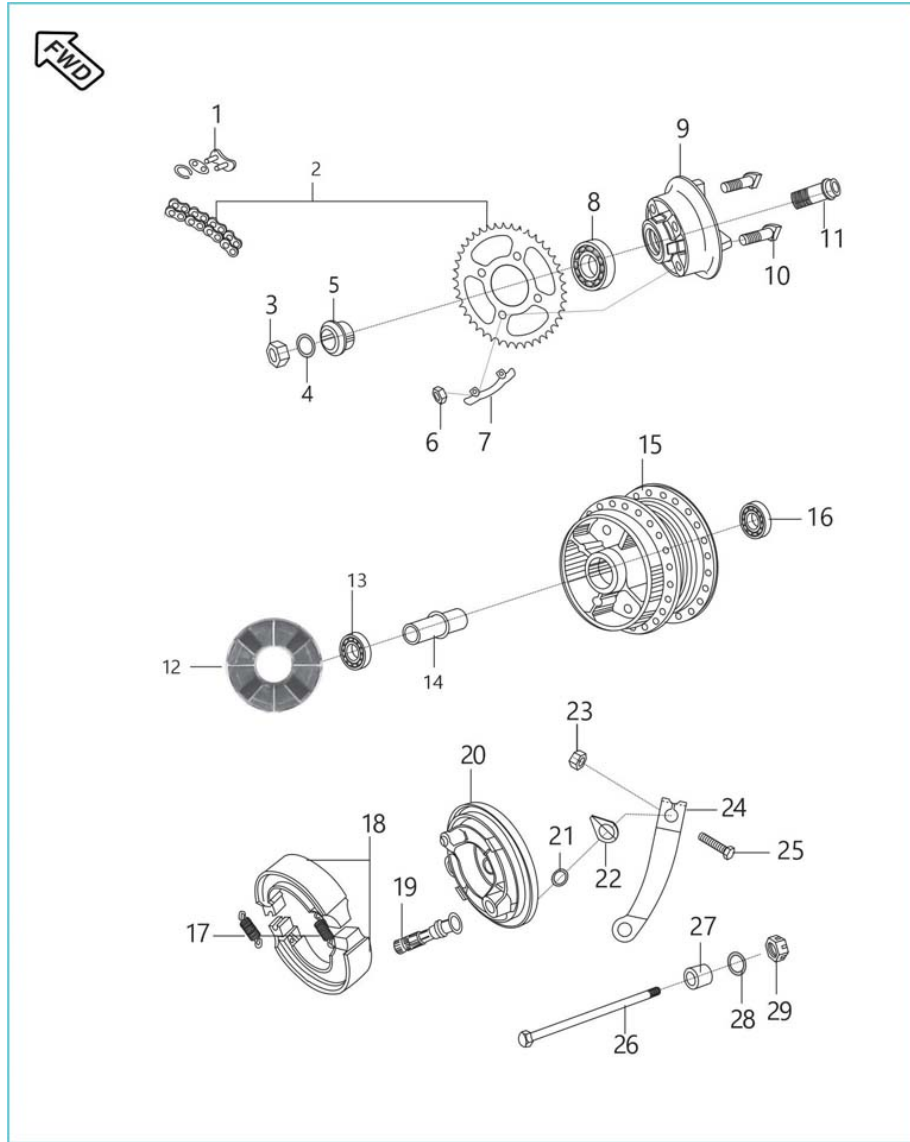
Sr. No.	Part No.	Description	QTY.	Remarks
26	DJ151041	AXLE	1	
27	30151033	SEAL - OIL	1	
28	30151041	GEAR METER SCREW	1	

## Boxer BM 150 FI

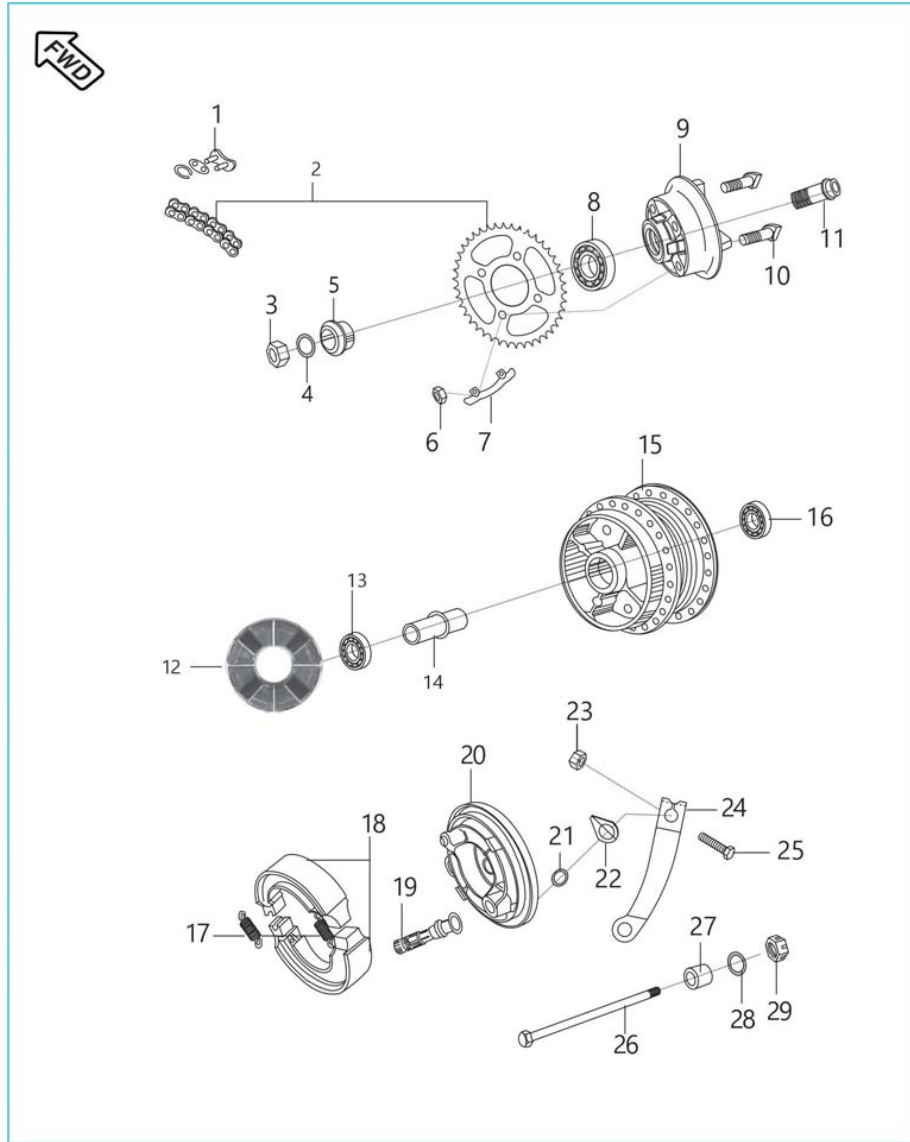
## 32. Rear Hub (for Spoke Wheel)



Sr. No.	Part No.	Description	QTY.	Remarks
1	JN141002	DRIVE CHAIN CONNECTING LINK	1	
2	36PF0010	KIT CHAIN SPROCKET BM150	1	
3	39080115	NUT - HEXAGON :- M20 X 1	1	
4	39256711	WASHER - PLAIN	1	
5	DJ151035	COLLAR	1	
6	LCB00005	NUT HEX M10X1.25	4	
7	PF131220	WASHER LOCK FOR NUT A/F17	2	
8	KPBC6004	BEARING-BALL-C3 CLEARANCE	1	
9	DS151068	COUPLING - 4 RUBBER	1	
10	DS151073	STUD - 4 RUBBER	4	
11	DJ151033	SLEEVE	1	
12	DK151094	DAMPER COUPLING	1	



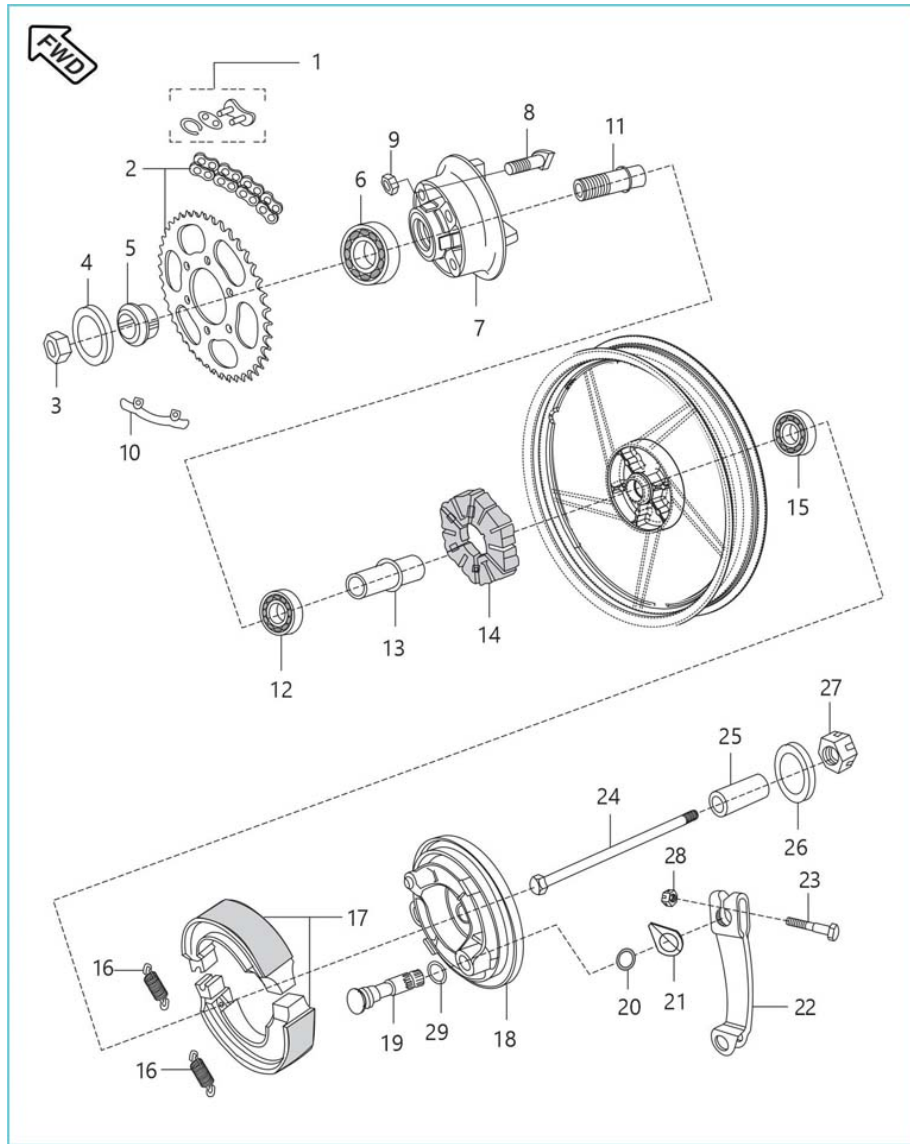
Sr. No.	Part No.	Description	QTY.	Remarks
13	39268620	BEARING - BALL 6202 RS1/C3 - 15X35X11	1	
14	PF131228	COLLAR ASSY	1	
15	PF131614	DRUM REAR DIA 130	1	
16	39268720	BEARING - BALL 6302 RS1/C3 - 15X42X13	1	
17	30151069	SPRING	2	
18	JN131812	BRAKE SHOE KIT(NON ASBESTOS)	1	
19	30151011	CAM ASSEMBLY - BRAKE	1	
20	DS151069	PANEL BRAKE REAR - 4 RUBBER	1	
21	30151038	RING - O	1	
22	30151005	INDICATOR	1	
23	39079815	NUT - HEXAGON WITH FLANGE :- M6	1	
24	JW131601	LEVER BRAKE CAM REAR	1	



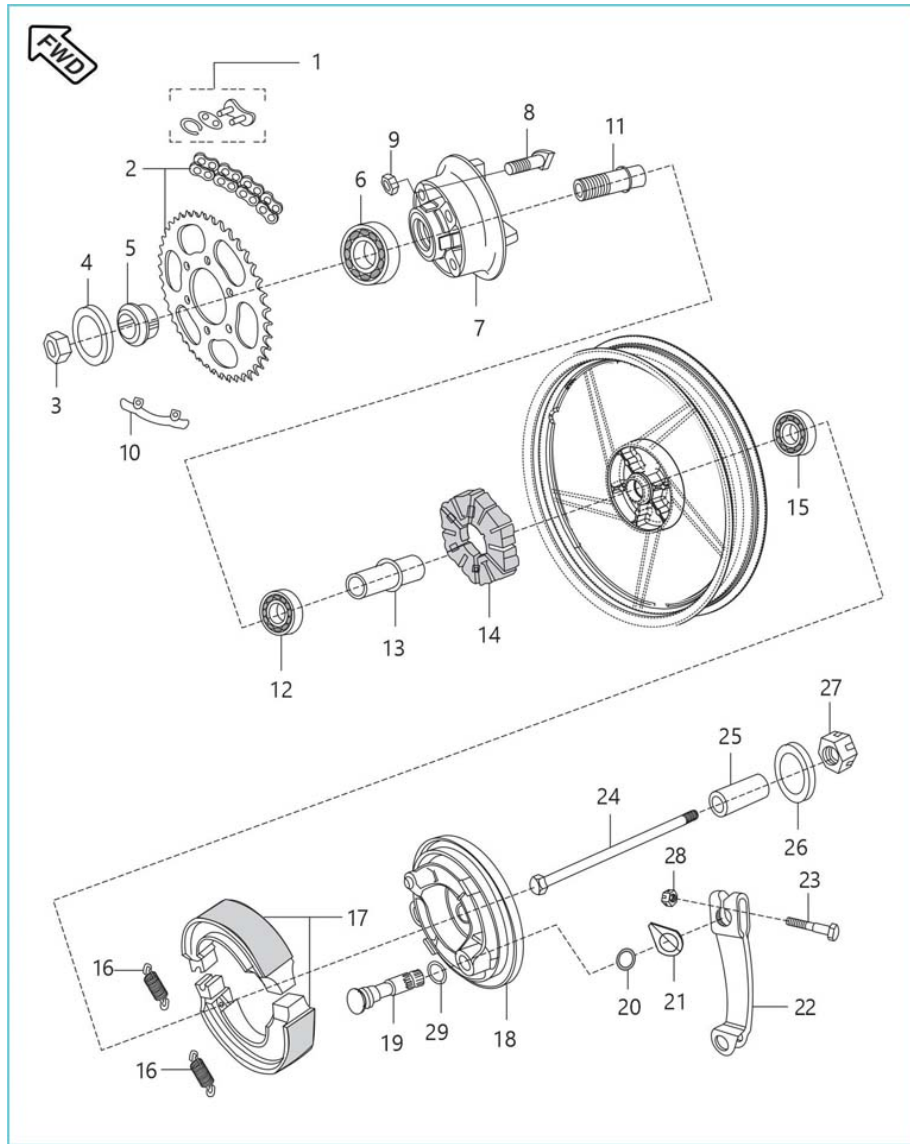
Sr. No.	Part No.	Description	QTY.	Remarks
25	39244704	BOLT - HEXAGON HEAD :- M6	1	
26	PF131208	AXLE	1	
27	DX151022	COLLAR	1	
28	39256611	WASHER - PLAIN	1	
29	DH171019	NUT - U :- SWING ARM	1	
30	39072211	WASHER	1	

## Boxer BM 150 FI

## 33. Rear Hub (for Alloy Wheel)



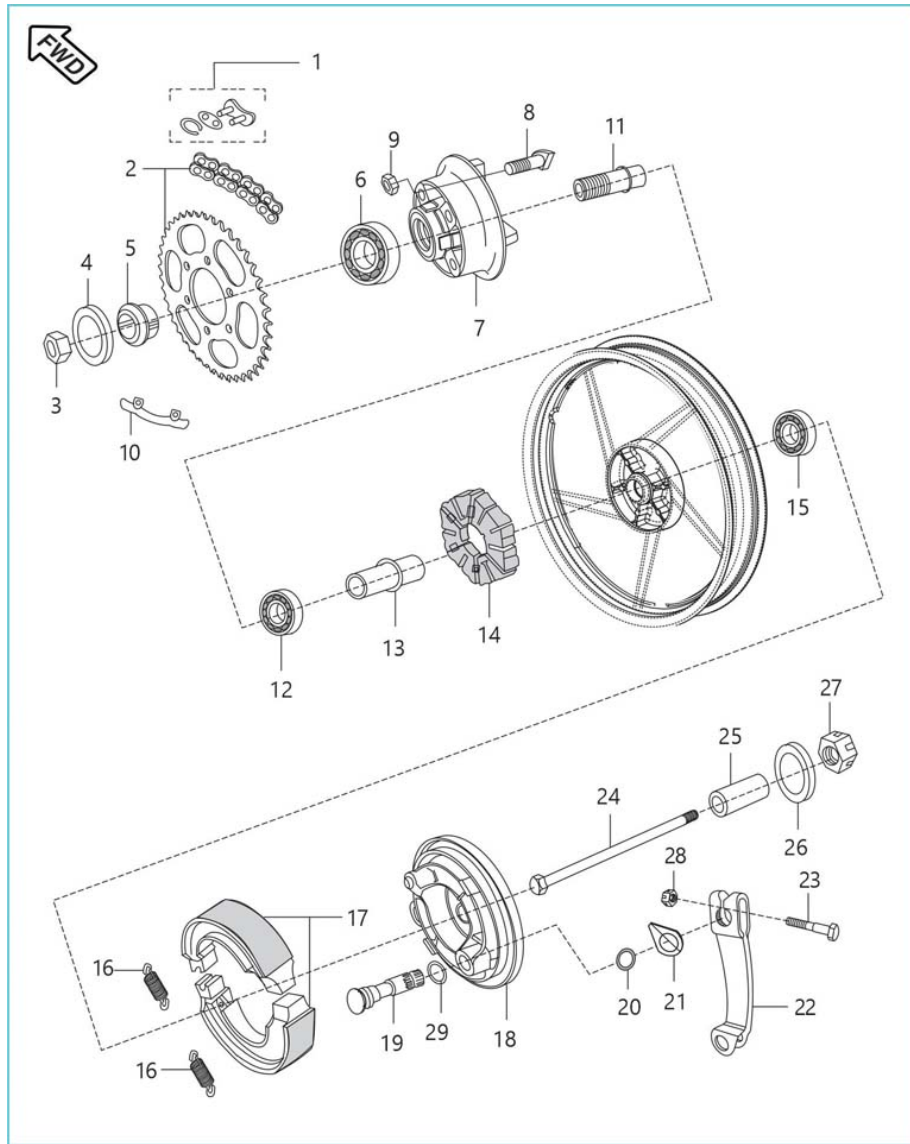
Sr. No.	Part No.	Description	QTY.	Remarks
1	DJ151053	LOCK - DRIVE CHAIN	1	
2	36PF0010	KIT CHAIN SPROCKET BM150	1	
3	39080115	NUT - HEXAGON :- M20 X 1	1	
4	39256711	WASHER - PLAIN	1	
5	DJ151035	COLLAR	1	
6	KPBC6004	BEARING-BALL-C3 CLEARANCE	1	
7	DS151068	COUPLING - 4 RUBBER	1	
8	DS151073	STUD - 4 RUBBER	4	
9	LCB00005	NUT HEX M10X1.25	4	
10	PF131220	WASHER LOCK FOR NUT A/F17	2	
11	DJ151033	SLEEVE	1	
12	39268620	BEARING - BALL 6202 RS1/C3 - 15X35X11	1	



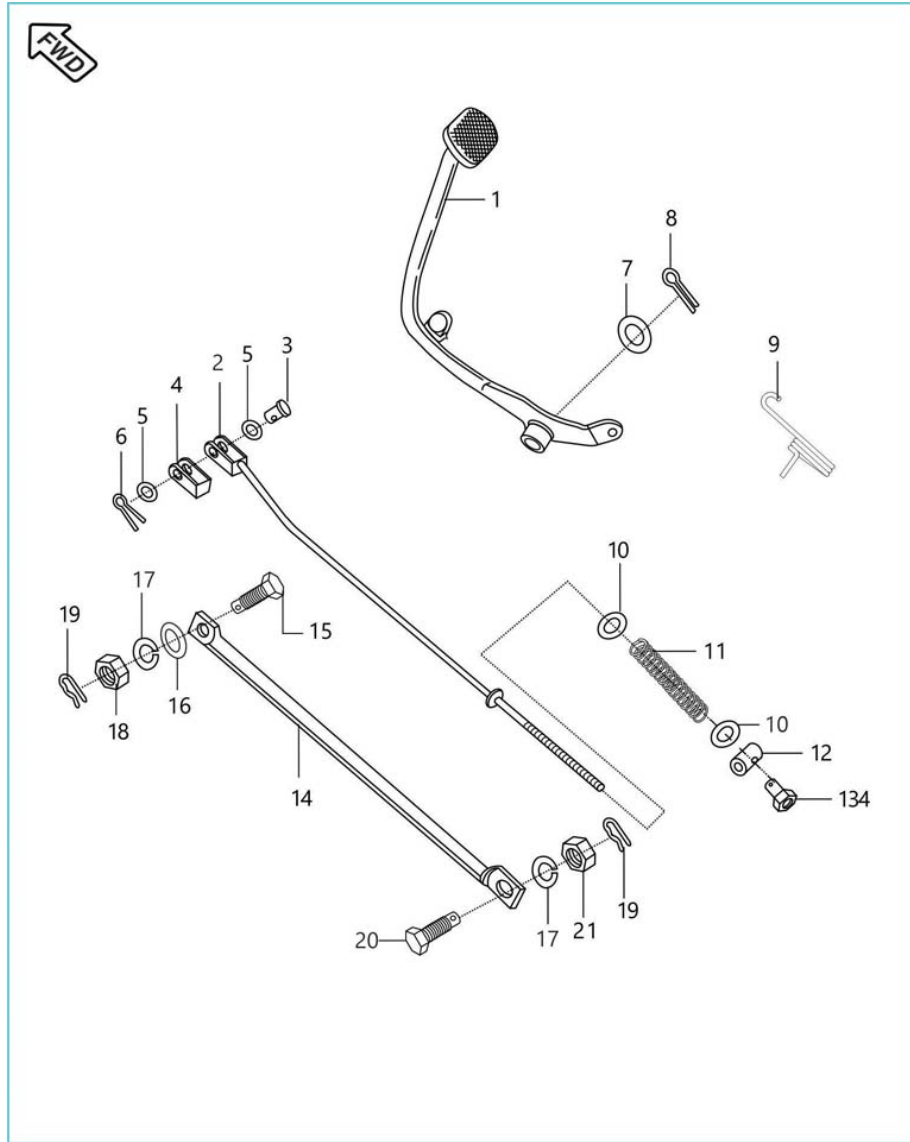
Sr. No.	Part No.	Description	QTY.	Remarks
13	PF131228	COLLAR ASSY	1	
14	DK151094	DAMPER COUPLING	1	
15	39268720	BEARING - BALL 6302 RS1/C3 - 15X42X13	1	
16	30151069	SPRING	2	
17	JN131812	BRAKE SHOE KIT(NON ASBESTOS)	1	Non Asbestos type
18	DS151069	PANEL BRAKE REAR - 4 RUBBER	1	
19	30151011	CAM ASSEMBLY - BRAKE	1	
20	30151038	RING - O	1	
21	30151005	INDICATOR	1	
22	JW131601	LEVER BRAKE CAM REAR	1	
23	39244704	BOLT - HEXAGON HEAD :- M6	1	
24	PF131208	AXLE	1	

## Boxer BM 150 FI

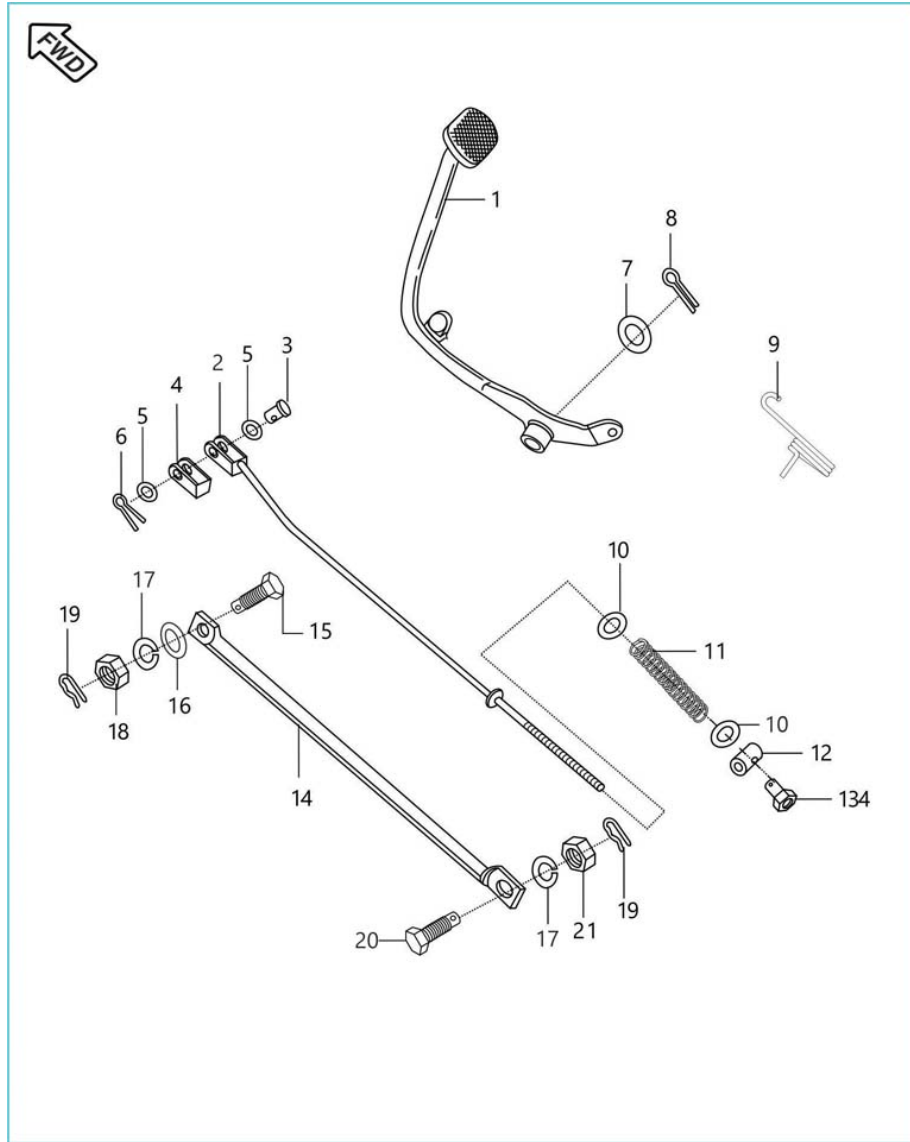
## 33. Rear Hub (for Alloy Wheel)



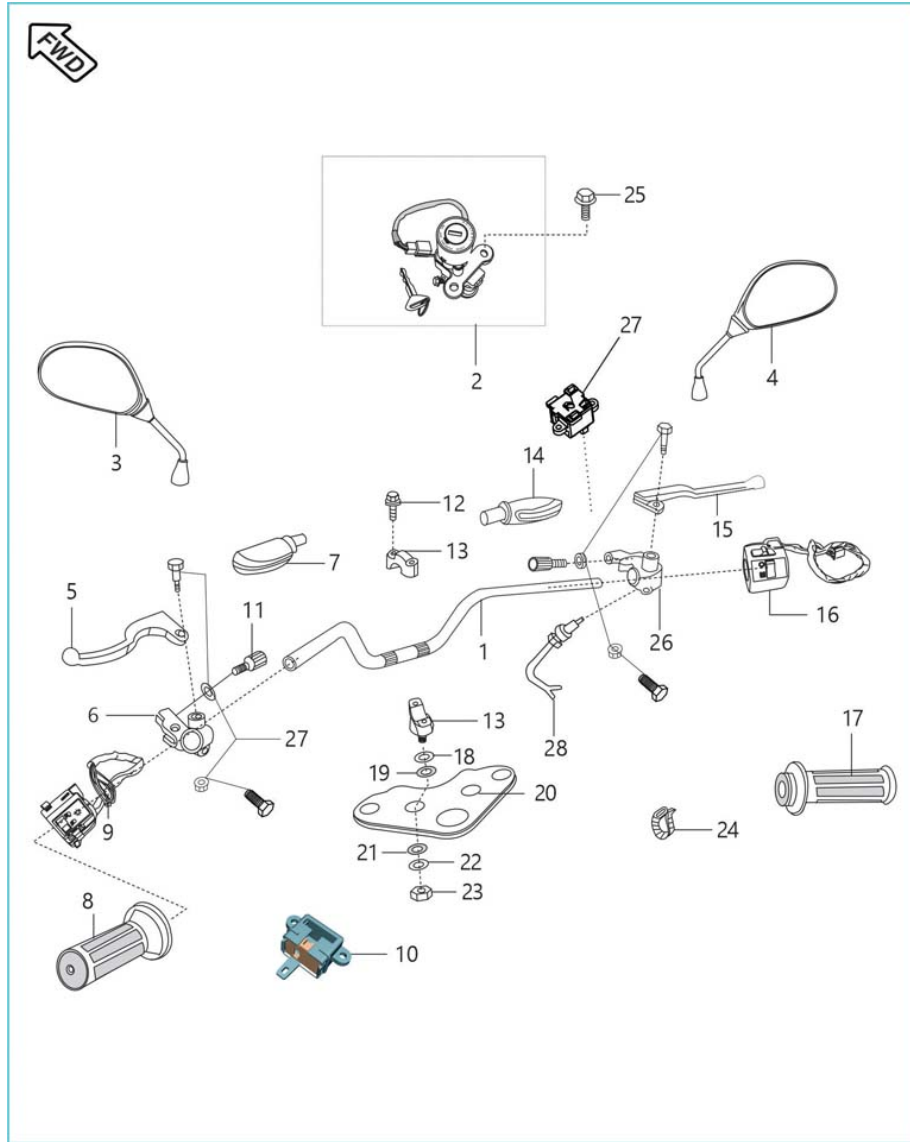
Sr. No.	Part No.	Description	QTY.	Remarks
25	DX151022	COLLAR	1	
27	DH171019	NUT - U :- SWING ARM	1	
28	39079815	NUT - HEXAGON WITH FLANGE :- M6	1	
29	39072211	WASHER	1	



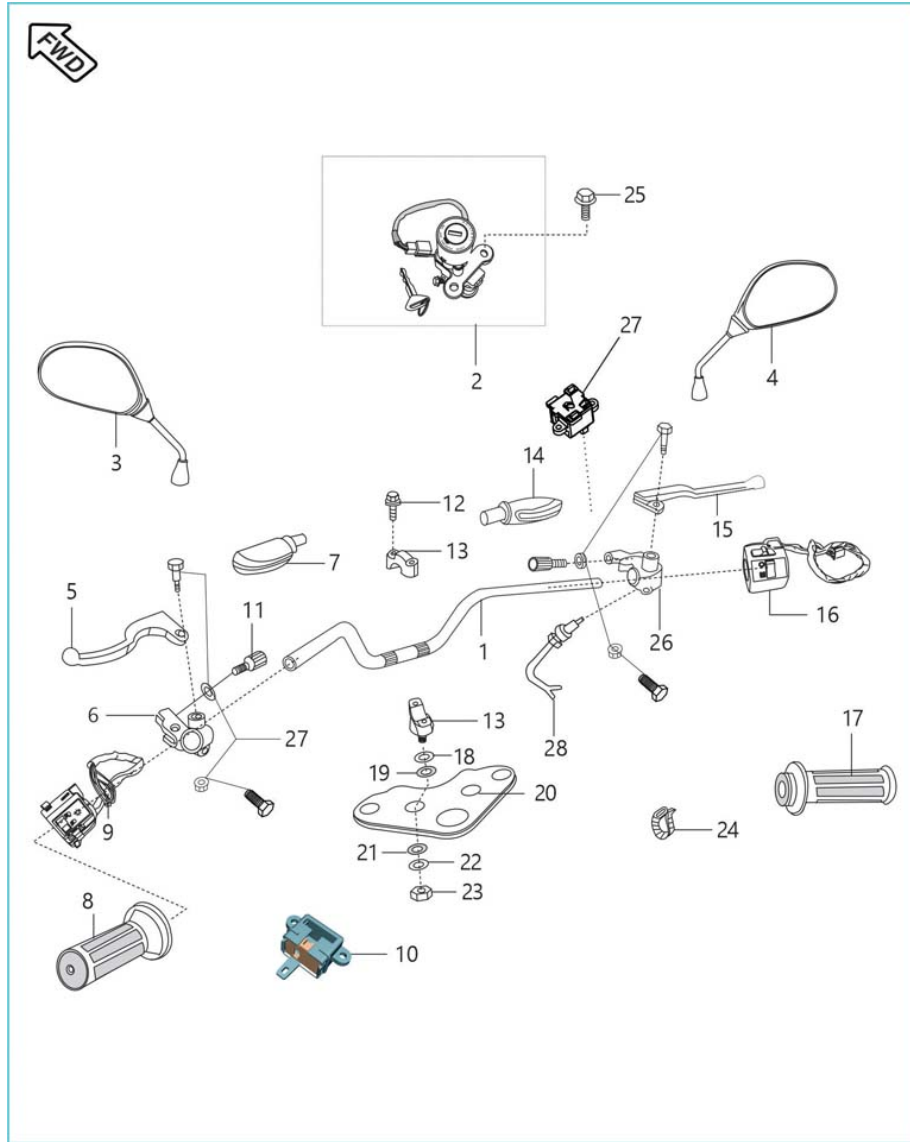
Sr. No.	Part No.	Description	QTY.	Remarks
1	PF161002	BRAKE PEDAL	1	
2	PF161001	ROD BRAKE	1	
3	30191038	PIN	1	
4	DS191035	PACKING - BRAKE ROD	1	
5	39019811	WASHER - PLAIN	2	
6	39080808	PIN - SPLIT	1	
7	39080511	WASHER - PLAIN	1	
8	39079708	PIN - COTTER	1	
9	JV161014	SPRING	1	
11	30191035	SPRING	1	
12	JB161002	PIN BRAKE ROD	1	
13	30191036	NUT - BRAKE ADJUSTER	1	



Sr. No.	Part No.	Description	QTY.	Remarks
14	JW122004	ROD ASSEMBLY TORQUE	1	
15	DH151029	BOLT - STEP :- TORQUE ROD	1	
16	39154011	WASHER - PLAIN	1	
17	39078912	WASHER - SPRING	2	
18	39069415	NUT - HEXAGON LOCK :- M8 X 1.25	1	
19	39080708	PIN - SNAP	2	
20	30151095	BOLT - HEXAGON	1	
21	39070815	NUT - HEXAGON :- M10 X 1.25	1	



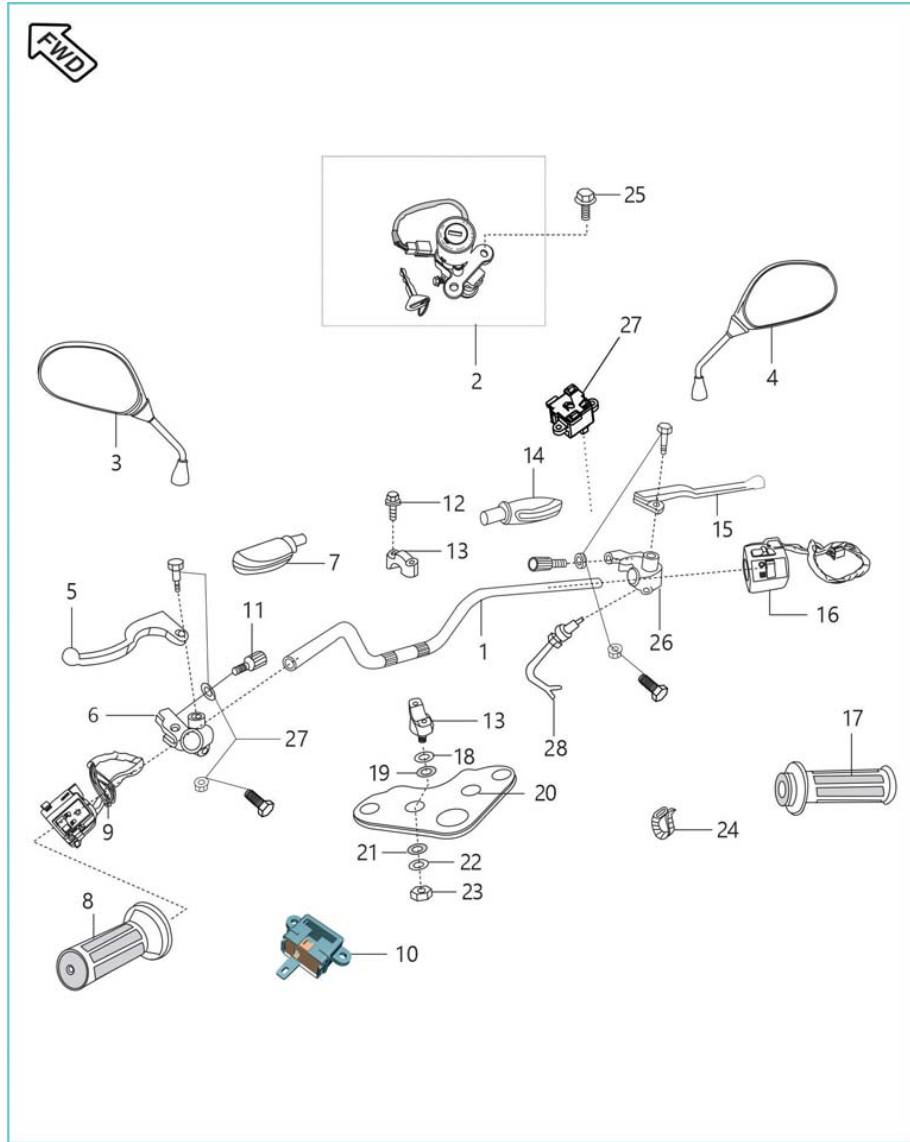
Sr. No.	Part No.	Description	QTY.	Remarks
1	DU181021	HANDLEBAR	1	
2	PF232605	LOCK KIT	1	N.I.
2	PF232611	SET LOCK	1	Added Ref.Cir.IB-471
3	DJ221003	MIRROR ASSEMBLY - LH FOR 'K-UPGRADE'	1	
4	DJ221004	MIRROR ASSEMBLY - RH FOR 'K-UPGRADE'	1	
5	DX191009	LEVER ASSEMBLY RH	1	
5	DJ191083	LEVER GRIP LEFT	1	
6	DJ191081	HOLDER LH	1	
7	DS191052	LEVER BOOT LH FOR CLUTCH SWITCH	1	
8	DU191009	GRIP - LEFT HAND	1	
9	JB401400	SWITCH CONTROL LH	1	
10	JG401416	SWITCH CLUTCH (VB)	1	



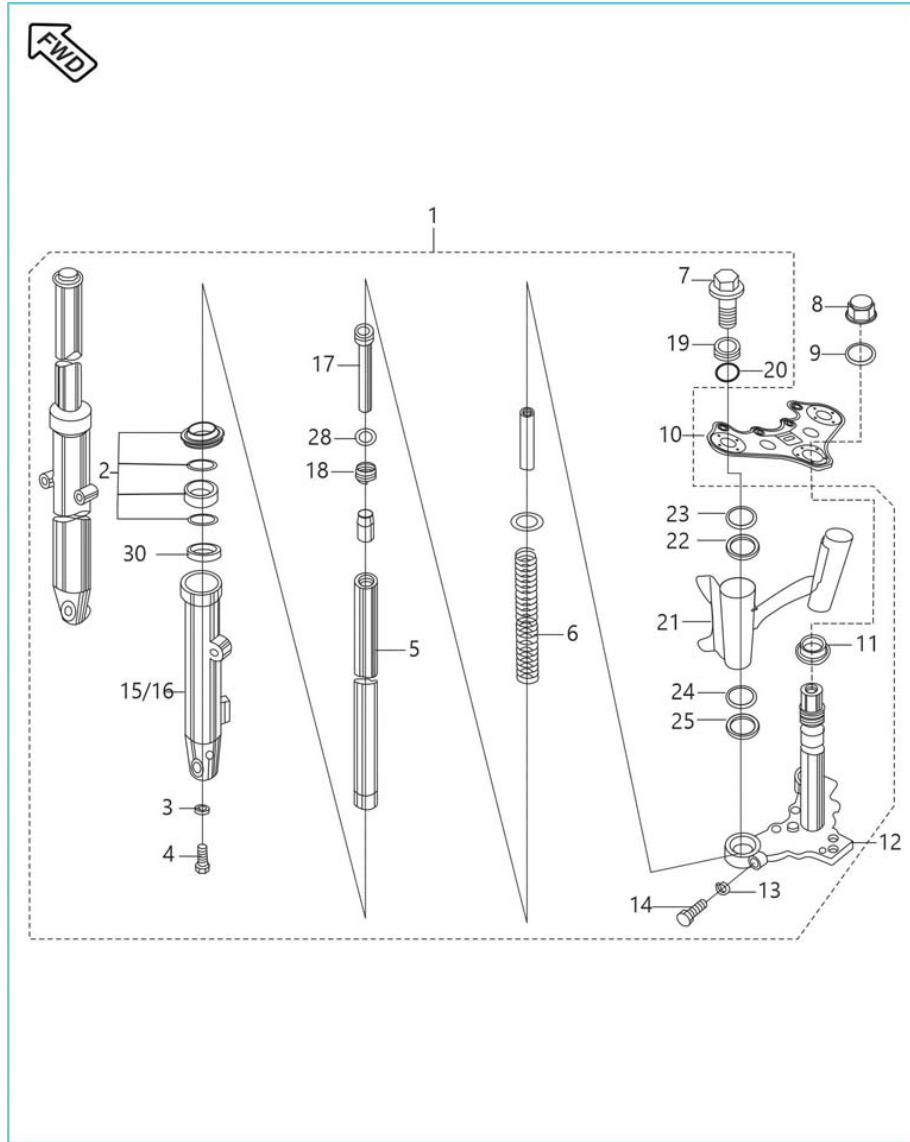
Sr. No.	Part No.	Description	QTY.	Remarks
11	36DU1901	CABLE ADJ.KIT - CT 100	2	N.S
12	39258204	BOLT - HEXAGON HEAD+FLANGE: M8X1.25XL 35	4	
13	36DS1801	Holder Handle Set	2	Refer Page No. 106
14	DS191018	BOOT FOR LEVER RH	1	
15	DD191142	LEVER - GRIP :- RIGHT	1	
16	JZ401408	SWITCH CONTROL RH	1	
17	DU191003	GRIP ASSEMBLY - RIGHT HAND	1	
18	DS181007	WASHER - HANDLE :- UPPER	2	
19	DS181008	DAMPER - HANDLE :- UPPER	2	
20	DS181005	BRACKET - UPPER :- FRONT FORK	1	
21	DS181009	DAMPER - HANDLE :- LOWER	2	
22	DS181010	WASHER - HANDLE :- LOWER	2	

# Boxer BM 150 FI

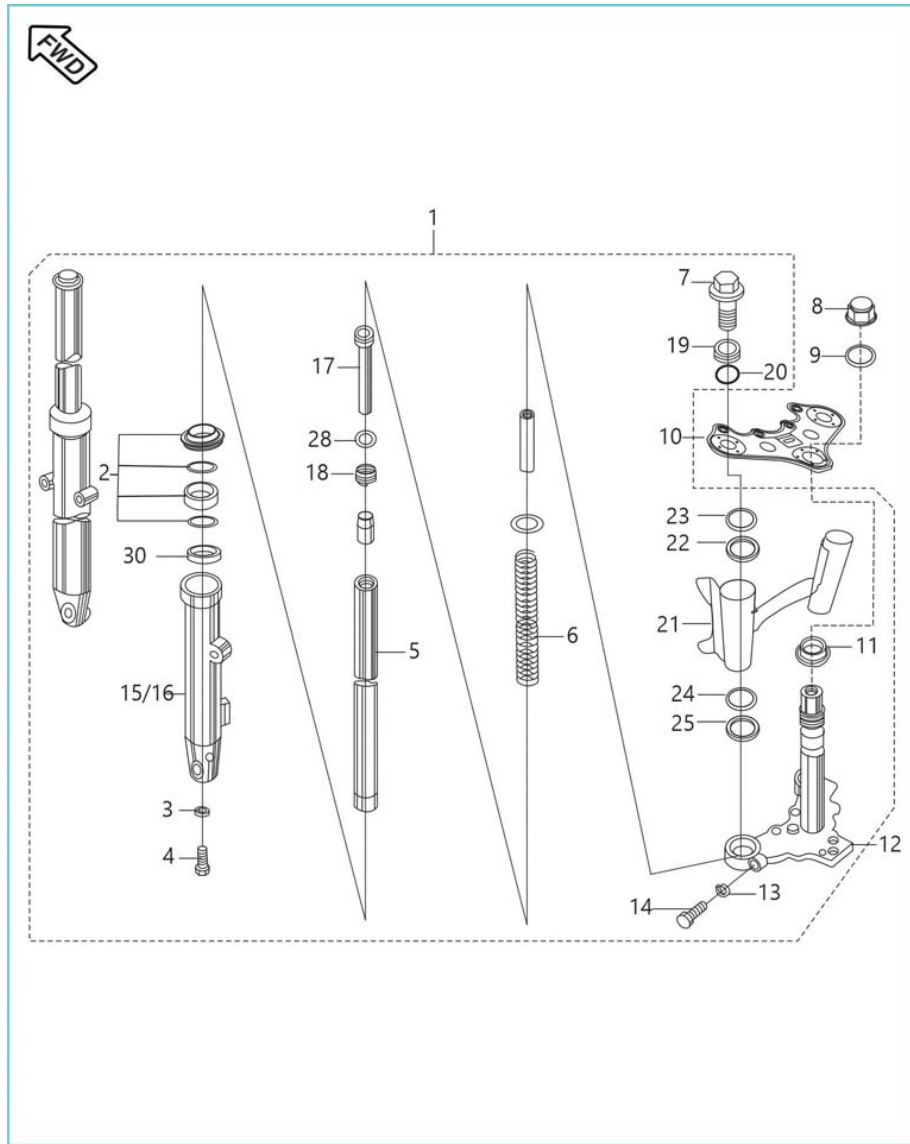
## 35. Handle Bar



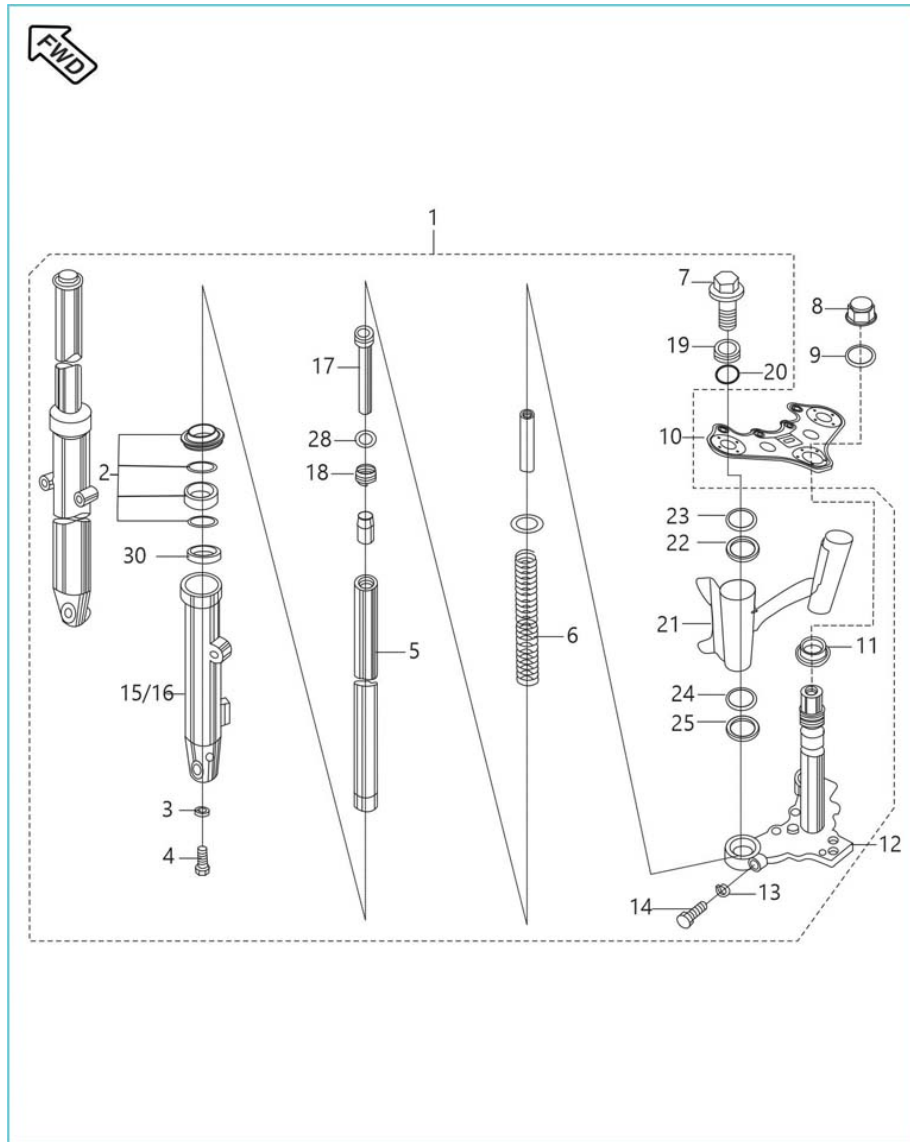
Sr. No.	Part No.	Description	QTY.	Remarks
23	39042215	NUT - NYLOC :- M10	2	
24	JD402217	BAND(L 150)	2	
25	39194304	BOLT - FLANGED	2	
26	DS191038	HOLDER ASSEMBLY - RH (FOR SPARES)	1	
27	36DK0037	KIT Mirror Holder Kit PULSAR 180 UG4	2	
28	DD201170	SWITCH ASSEMBLY (WITH LEVER)	1	



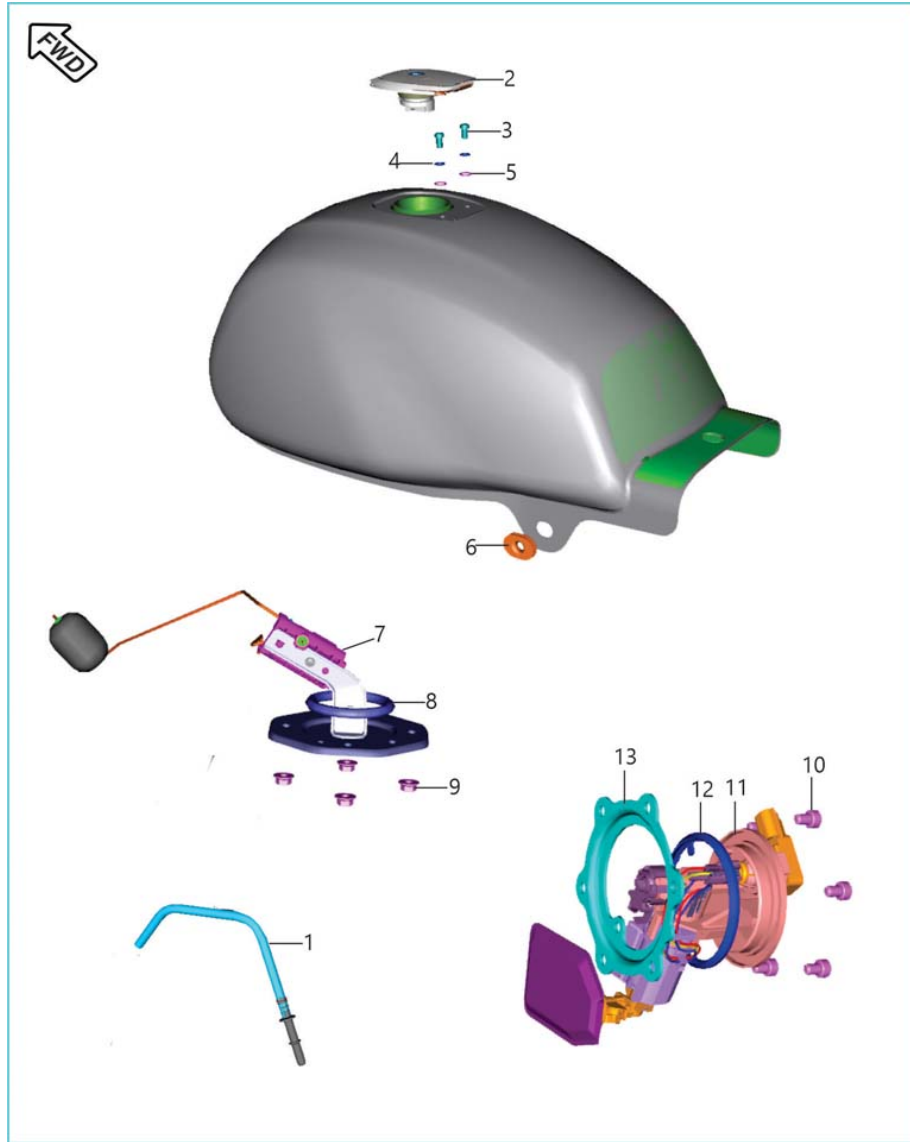
Sr. No.	Part No.	Description	QTY.	Remarks
1	PF121026	FORK ASSY FRONT	1	
2	36DK0020	KIT OUTER TUBE	2	
3	30181026	GASKET	2	
4	30181025	BOLT	2	
5	PF121017	PIPE FORK INNER	2	
6	DS181084	SPRING -MAIN:-INCREASED FREE LENGTH FORK	2	
7	59040006	BOLT WITH WASHER M10X24L	2	
8	DS181015	NUT - CAP :- FORK	1	
9	DS181016	WASHER - PLAIN	1	
10	DS181005	BRACKET - UPPER :- FRONT FORK	1	
11	30181009	BEARING CONE	1	
12	DS181020	HOLDER ASSEMBLY - FORK :- UNDER	1	



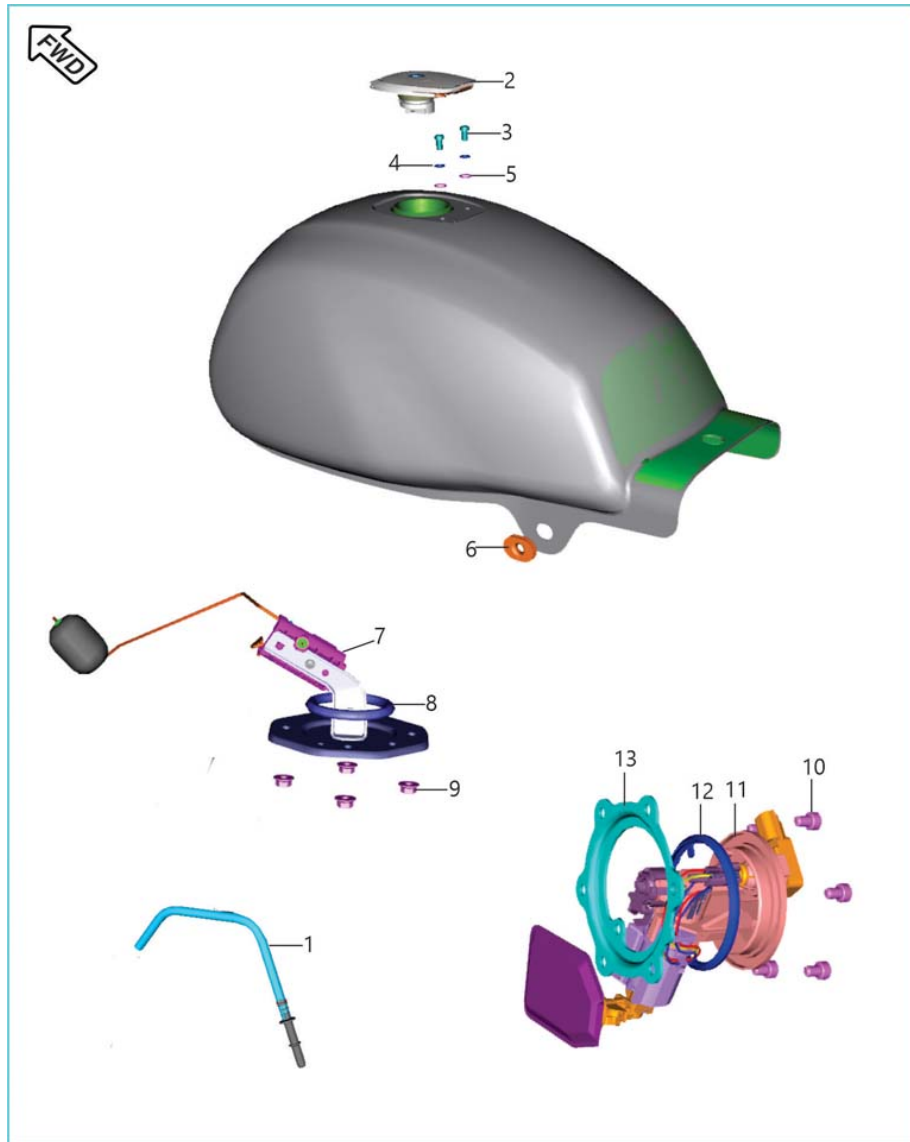
Sr. No.	Part No.	Description	QTY.	Remarks
13	39078912	WASHER - SPRING	2	
14	39181304	BOLT -HEX. : M10X1.25 - ENDURANCE SYSTEM	2	
15	PF121018	PIPE LEFT FORK OUTER	1	
16	PF121019	PIPE RIGHT FORK OUTER	1	
17	PA121041	SEAT PIPE	2	
18	31181099	SPRING - FRONT FORK :- ENDURANCE SYSTEM	2	
19	DS181012	BOLT - FORK	2	
20	30181029	RING - O	2	
21	PF121024	LAMP HEAD ASSEMBLY	1	
22	DJ181042	COVER FORK A	2	
23	PF121028	DAMPER COVER FORK	2	
24	DJ181043	COVER - FORK :- B	2	



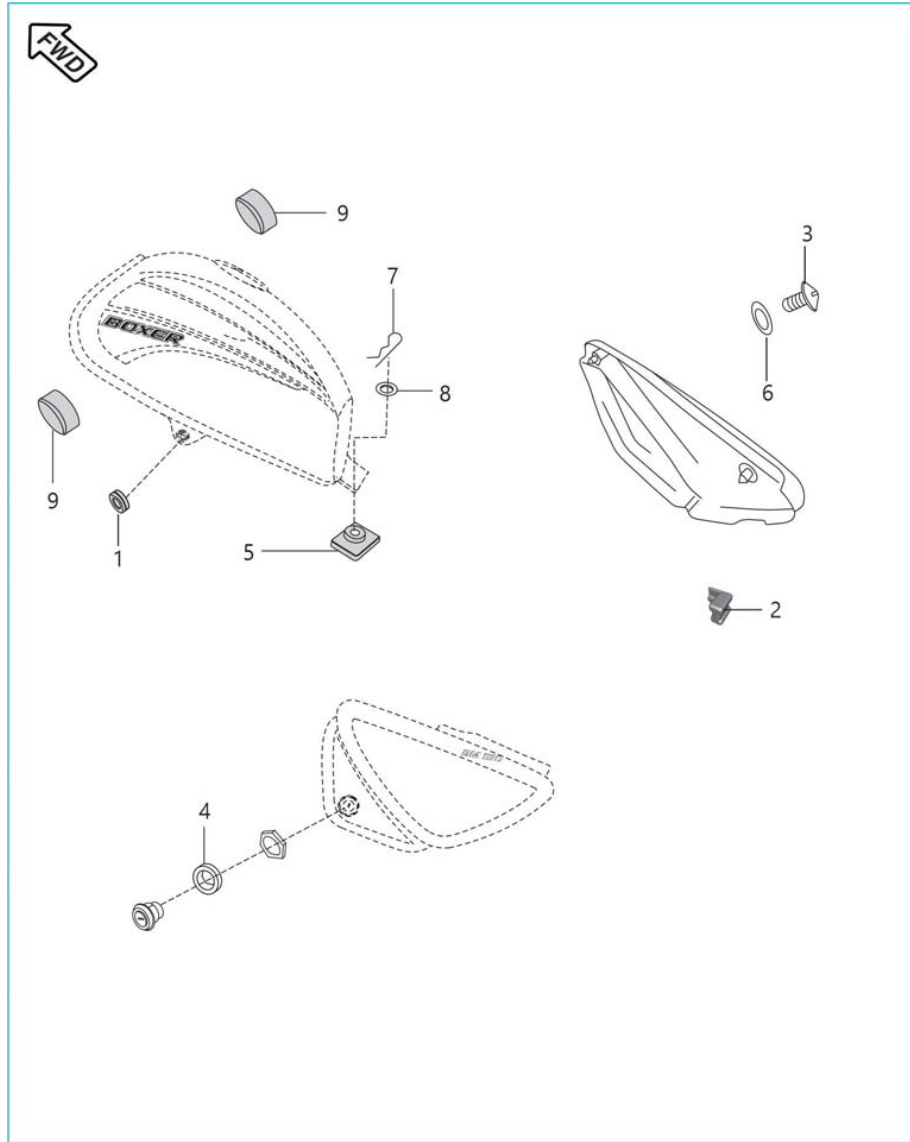
Sr. No.	Part No.	Description	QTY.	Remarks
25	DJ181085	CUSHION RUBBER 31	2	
26	DS181070	BUSH - GUIDE	2	
27	DS181072	WASHER - GUIDE BUSH	2	
28	30181020	RING - FORK PISTON	2	
29	31181019	CAP OIL LOCK	2	
30	DJ181087	SEAL - OIL FOR 31 DIA. FORK	2	



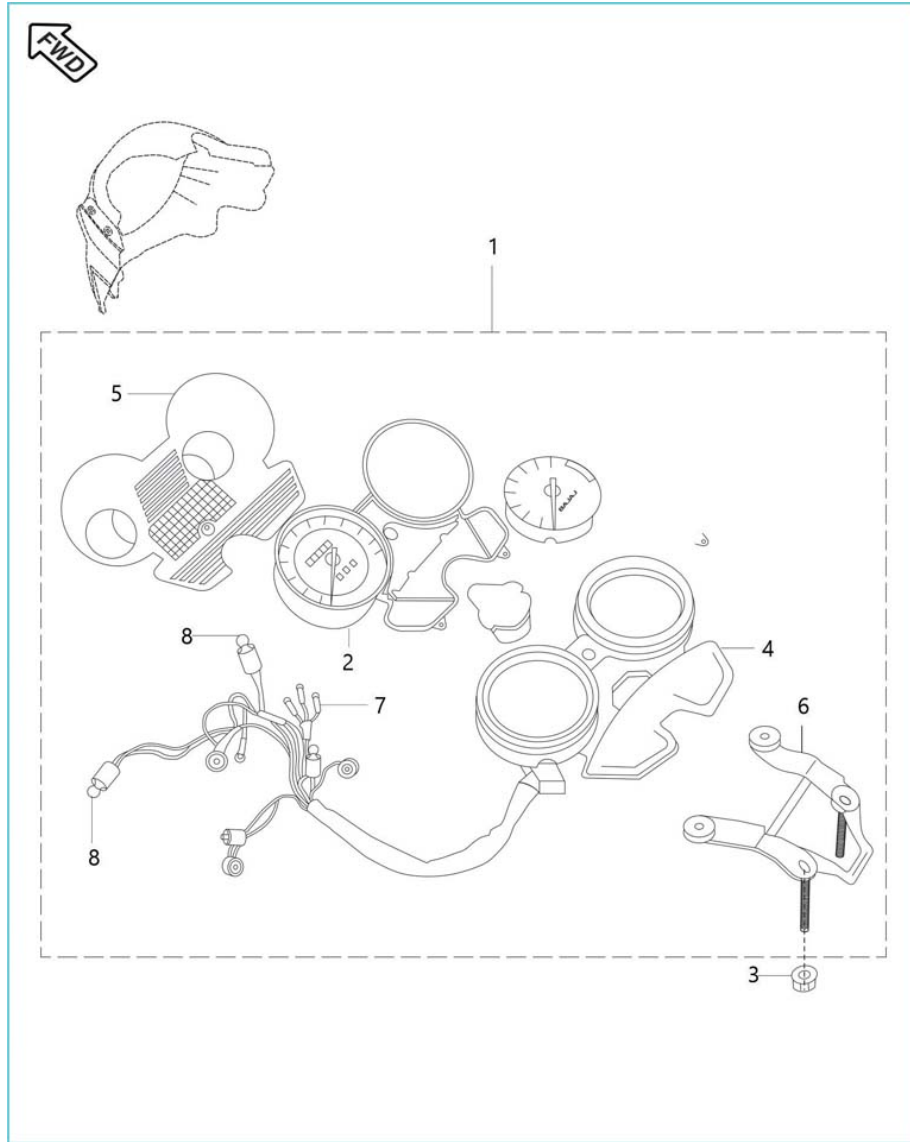
Sr. No.	Part No.	Description	QTY.	Remarks
1	PF171041	ASSEMBLY TANK FUEL	1	
2	DS141009	CAP - FUEL TANK	1	
3	AP101255	SCREW PAN M5X10(PRE-COATED)	2	
4	39217924	WASHER 5.1X10X1.0	2	
5	30141031	RING - O	2	
6	DS141012	GROMMET - SIDE COVER :- FRONT	2	
7	PF402602	SENSOR FUEL LEVEL	1	
8	JH171017	O RING FUEL GAUGE	1	
9	KCGA0505	NUT HEX FLANGED	4	
10	PF171049	PIPE FUEL-CONNECTOR QUICK	1	
11	JH171802	PUMP FUEL	1	
12	JH171803	GASKET FUEL PUMP MTG	1	



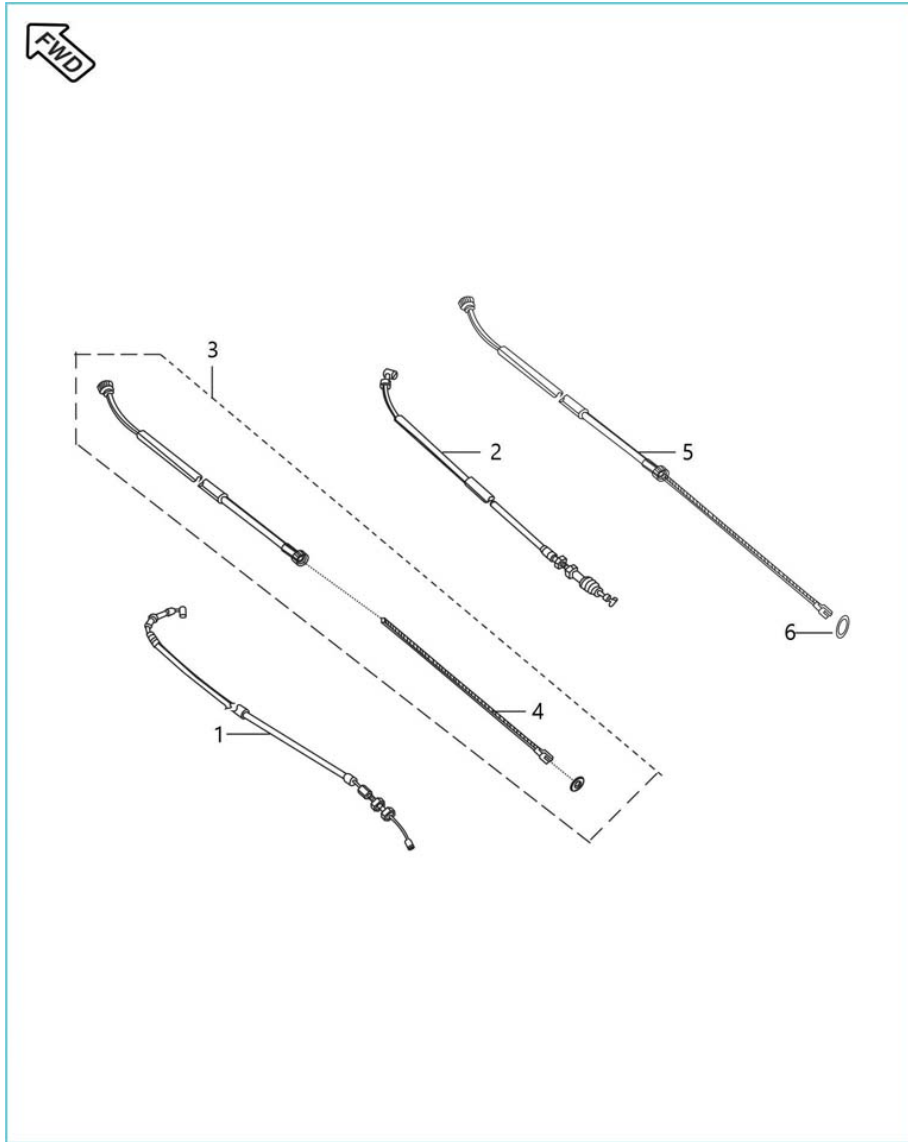
Sr. No.	Part No.	Description	QTY.	Remarks
13	JH171804	PLATE PRESSURE	1	
14	LAC00102	BOLT SOCKET-M6X1XL 8XCL 8.8XGRN	6	



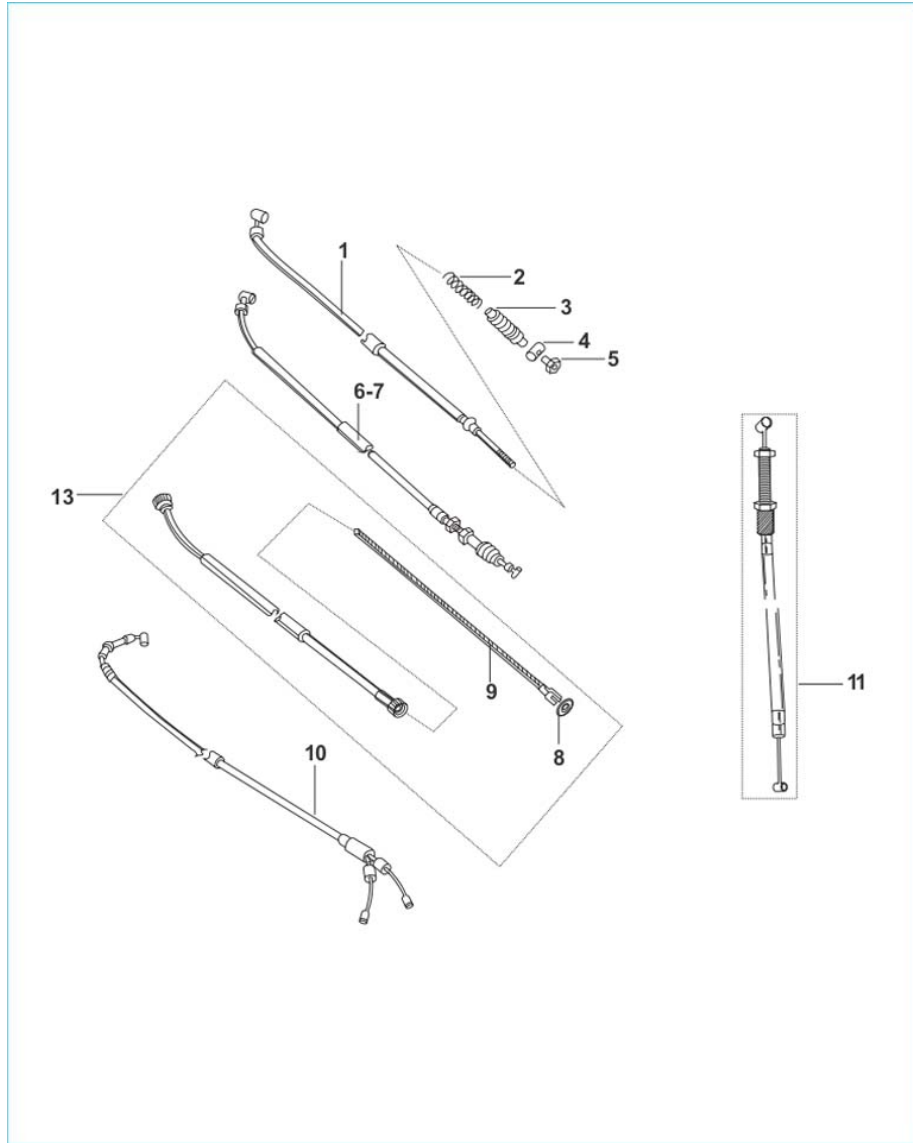
Sr. No.	Part No.	Description	QTY.	Remarks
1	DS141012	GROMMET - SIDE COVER :- FRONT	2	
2	DH161133	GROMMET - SIDE COVER :- REAR	2	
3	DG161121	SCREW	1	
4	DU161102	DAMPER	1	
5	JV171001	DAMPER TANK REAR	1	
6	39178924	WASHER - NYLON	1	
7	39098308	PIN - SNAP	1	
8	39105411	WASHER - PLAIN	1	
9	DJ141008	DAMPER - FRONT	2	



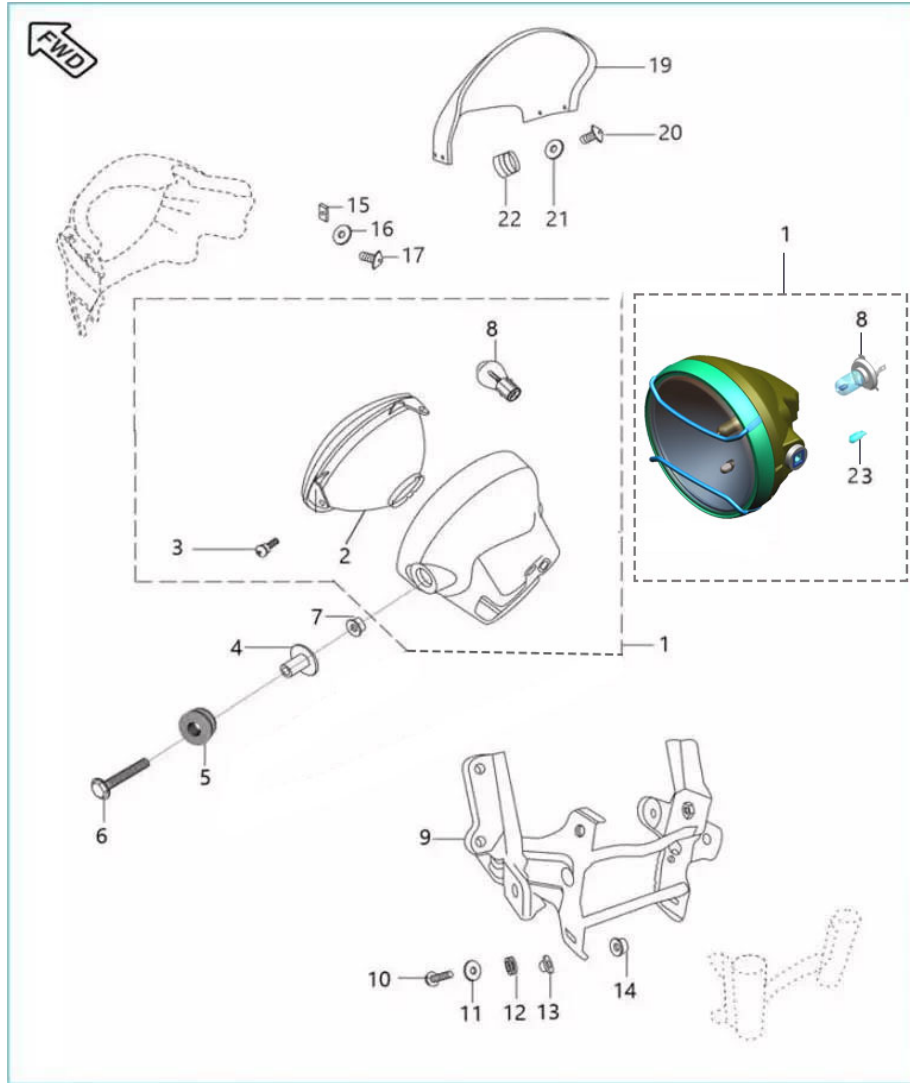
Sr. No.	Part No.	Description	QTY.	Remarks
1	PF402413	SPEEDOMETER ASSEMBLY	1	
2	PF402401	SPEEDOMETER M/C WITH DIAL	1	
3	39079815	NUT - HEXAGON WITH FLANGE :- M6	2	
4	PF402402	SPEEDOMETER TOP COVER	1	
5	PF402406	SPEEDOMETER BOTTOM COVER	1	
6	PF402404	SPEEDOMETER MOUNTING BKT	1	
7	CL201042	LAMP :- 12V - 1.7W, WITHOUT CAP	4	
8	DH191037	LAMP 12V	3	



Sr. No.	Part No.	Description	QTY.	Remarks
1	PF161231	CABLE THROTTLE	1	
2	PF161212	CABLE CLUTCH	1	
3	PF161208	CABLE - SPEEDO METER	1	
4	PF161209	CABLE - SPEEDO INNER	1	
5	PF161213	CABLE BRAKE	1	
6	39156121	RING - O	1	



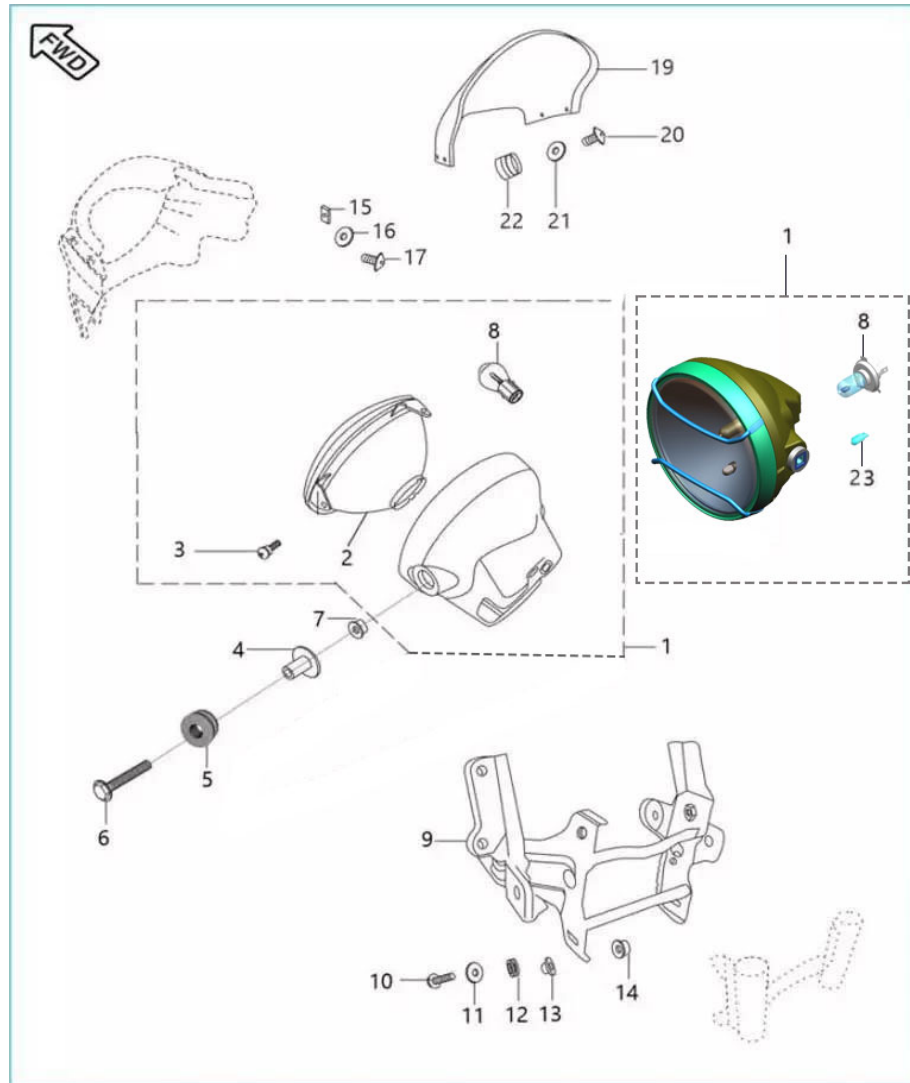
Sr. No.	Part No.	Description	QTY.	Remarks
1	36PF0011	KIT CHAIN CASEKIT CHAIN CASE	1	
2	15161069	CAP - RUBBER	1	
3	DH161283	BOLT CHAIN CASE	2	
4	JB181220	FLANGE BOLT M6X1PX62L	2	



Sr. No.	Part No.	Description	QTY.	Remarks
1	PF401016	LAMP HEAD	1	
1	PF401025	Head lamp (White lamp) with pilot lamp	1	Ref - IB Cir - 494
2	DJ201051	REFLECTOR WITH LENS	1	
3	DU201029	SCREW - SPECIAL	2	
4	DS201019	COLLAR - NEW ROUND HEAD LAMP	2	
5	DD201011	DAMPER	2	
6	39258204	BOLT - HEXAGON HEAD+FLANGE: M8X1.25XL 35	2	
7	39197015	NUT - HEXAGON WITH FLANGE :- M8	2	
8	CL201023	LAMP :- 12V-35/35W-HS1 FOR USA	1	
8	JK401024	BULB LAMP HEAD	1	Ref - IB Cir - 494
9	PF121025	FAIRING STRUCTURE	1	
10	39107404	BOLT - FLANGED :- SMALL	4	

## Boxer BM 150 FI

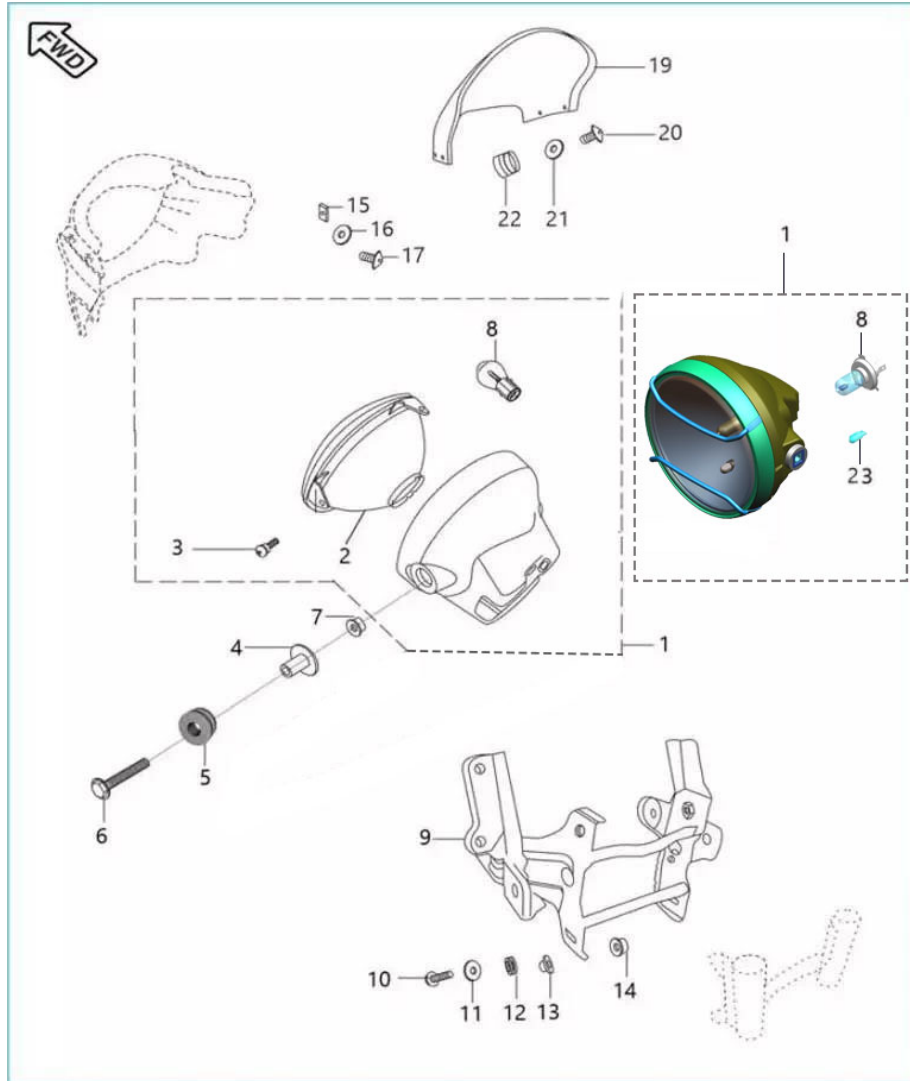
## 42. Head Lamp & Fairing



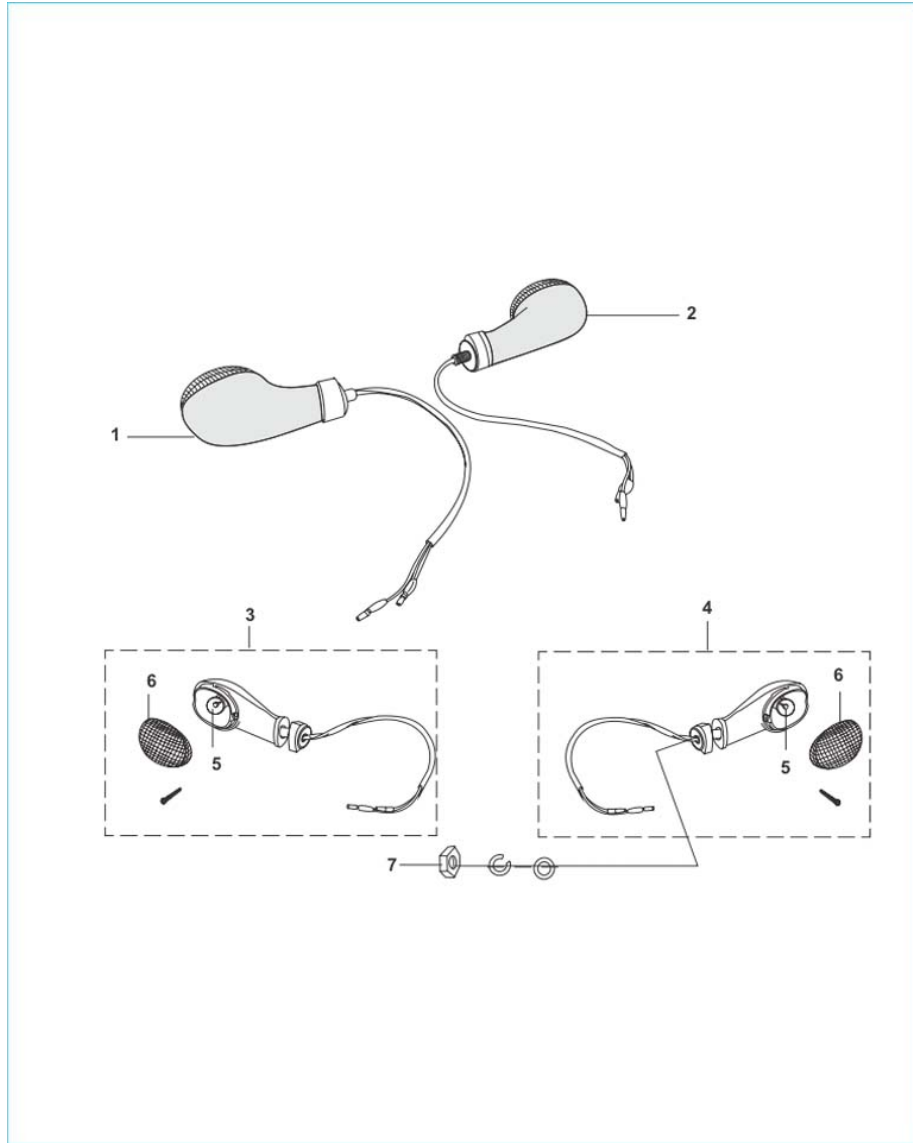
Sr. No.	Part No.	Description	QTY.	Remarks
11	JW181229	WASHER PLAIN ID5.5 X OD18 X T 1 X BL	6	
12	JB151012	GROMMET FAIRING MOUNTING	4	
13	JB151013	SLEEVE FAIRING MOUNTING	4	
14	39079815	NUT - HEXAGON WITH FLANGE :- M6	2	
15	35161060	NUT - CLIP	4	
16	39176511	WASHER - PLAIN	4	
17	39223801	SCREW - PAN HEAD	4	
18	PF181211	GROMMET - COWLING MTG	2	N.I.
19	PF181209	WINDSHIELD	1	
20	DL181009	SCREW :- M5 X L = 16	4	
21	39214124	WASHER NYLON 5.3X11.5X1.5	4	
22	DL181010	NUT - WELL :- M5	4	

**Boxer BM 150 FI**

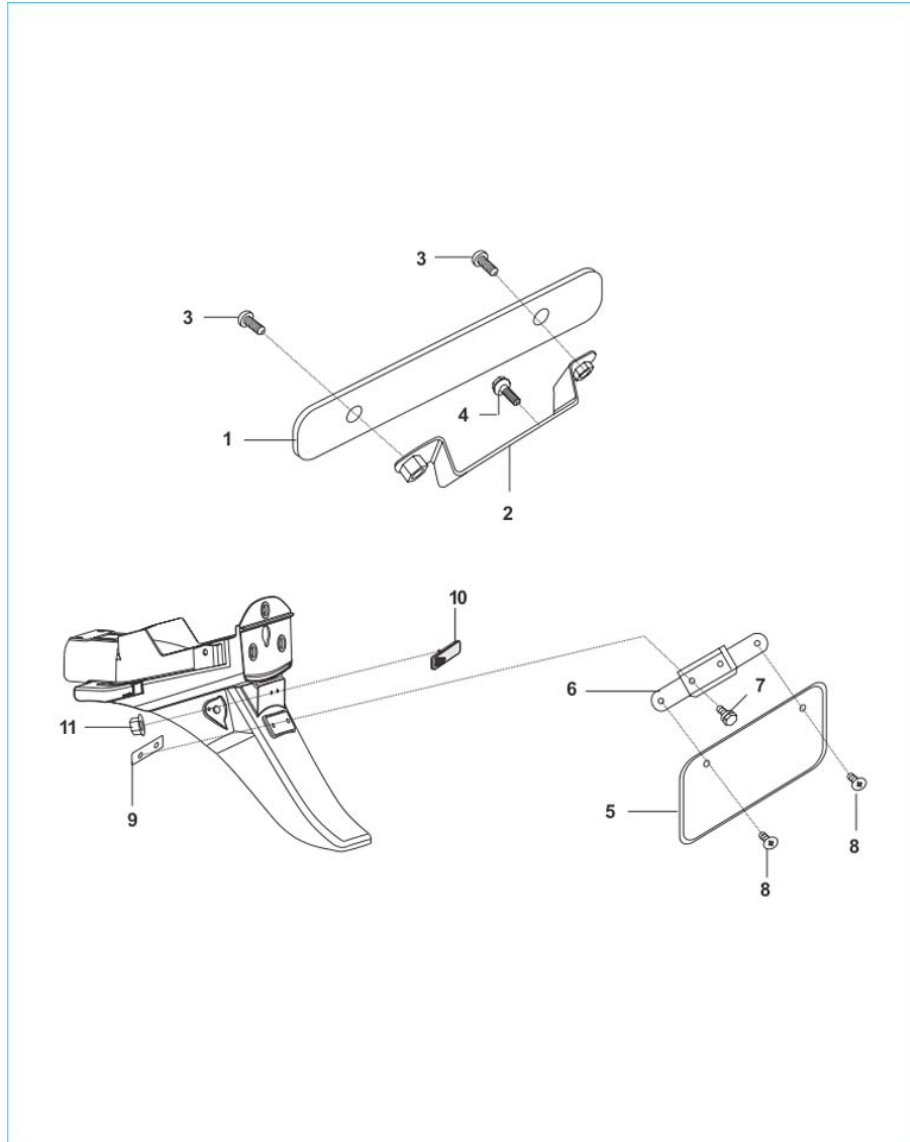
**42. Head Lamp & Fairing**



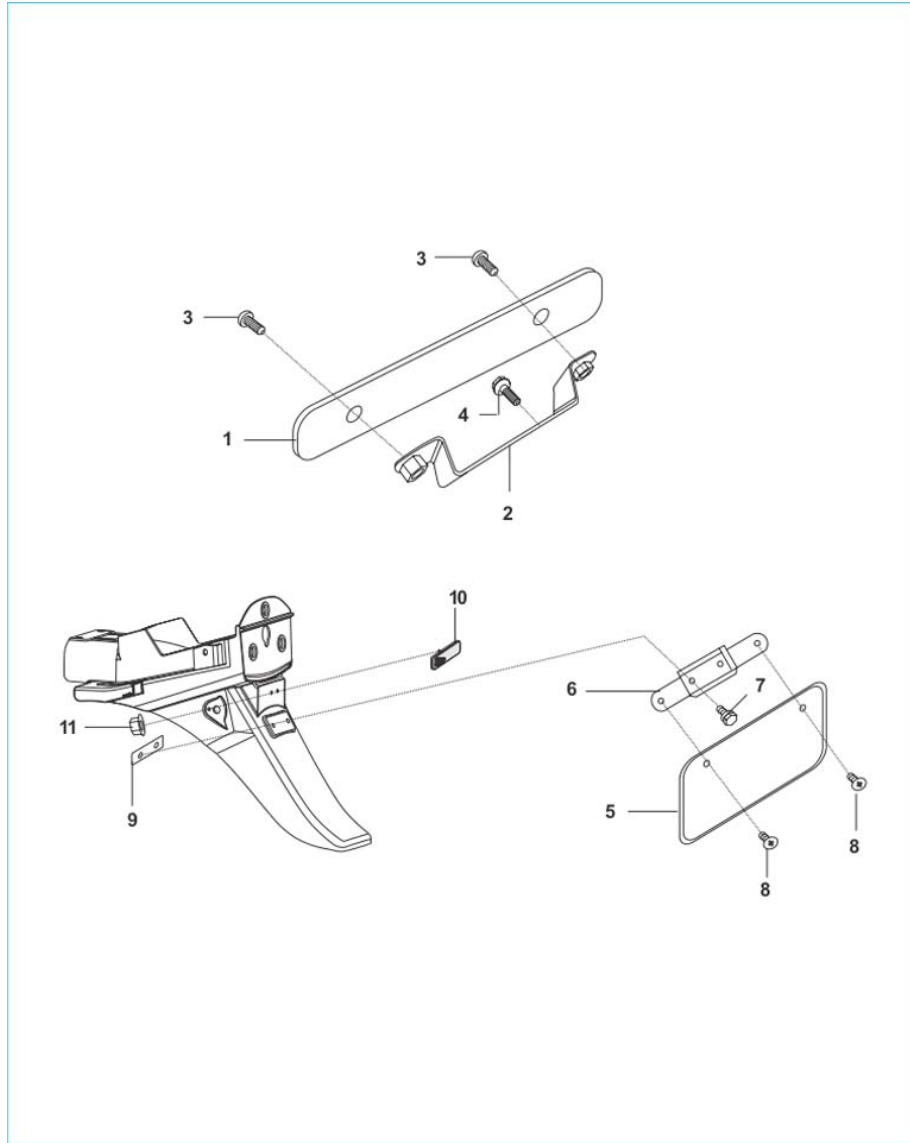
Sr. No.	Part No.	Description	QTY.	Remarks
23	DK201044	BULB 12V 5W	1	Ref - IB Cir - 494



Sr. No.	Part No.	Description	QTY.	Remarks
1	PF401001	ASSEMBLY DIR IND FR-L/LMP	1	
2	PF401002	ASSEMBLY DIR IND FR-R/LMP	1	
3	PF401003	ASSEMBLY DIR IND RR-L/LMP	1	
4	PF401004	ASSEMBLY DIR IND RR-R/LMP	1	
5	06201083	LAMP :- 12V - 10W	4	
5	18201044	LAMP :- 12V - 10W - R 10W	4	E Marking
6	DU201016	LENS - INDICATOR (MFR)	4	
7	39122515	NUT - HEXAGON WITH FLANGE :- M10	4	



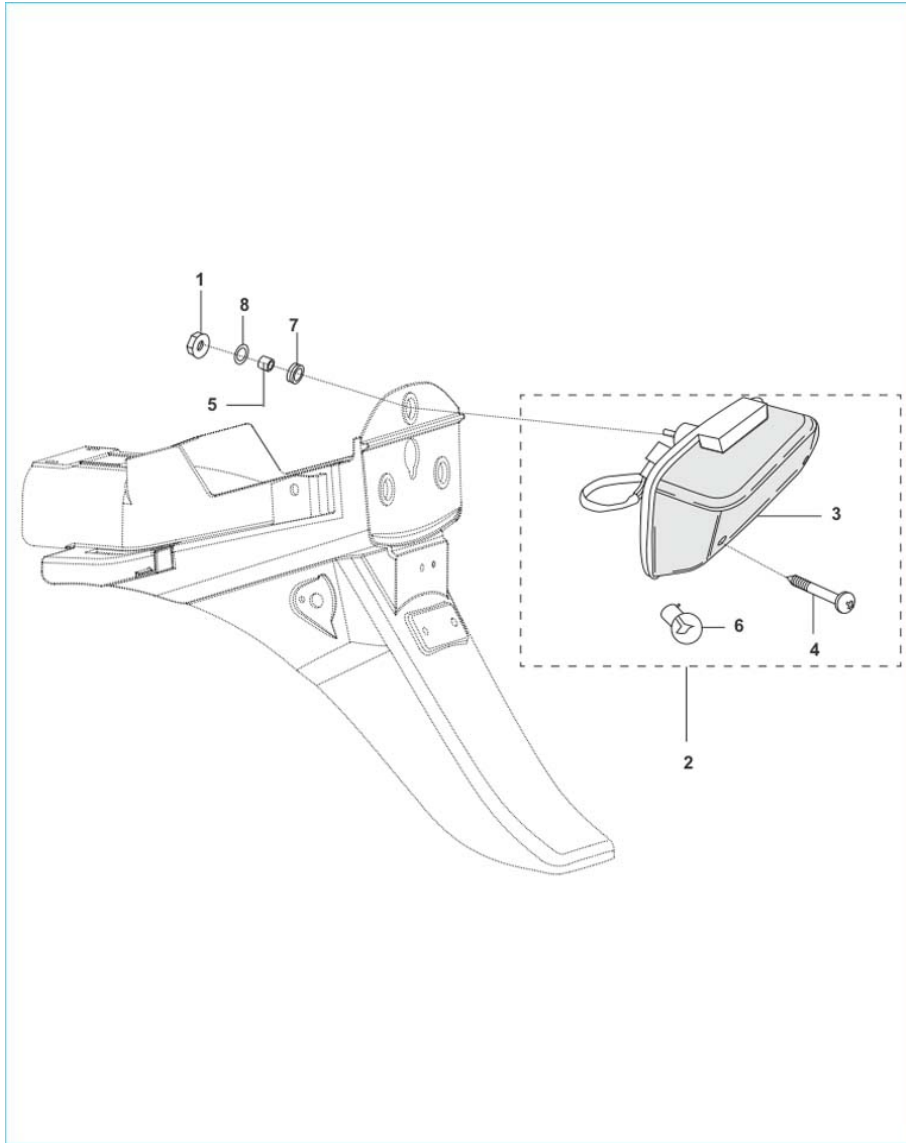
Sr. No.	Part No.	Description	QTY.	Remarks
1	PF401005	TAIL LIGHT ASSY	1	
2	20201029	LAMP :- 12V - 21/5W, P 21/5W	1	E Marking
3	39243015	NUT - HEXAGON WITH FLANGE :- M6	2	
4	DD201011	DAMPER	2	
5	31201001	COLLAR	2	
6	39242911	WASHER - PLAIN	2	
7	PF231401	BRACKET LAMP TAIL	1	
8	39195604	BOLT - FLANGED :- SMALL	2	
9	DF161252	PLATE - NUMBER :- REAR IN BLACK	1	
10	39276501	SCREW - TRUSS :- M6	2	
11	DP161144	PLATE -NO.:FR-SAME AS SECURITY PLATE	1	
12	DD181176	BRACKET FOR NUMBER PLATE - FRONT	1	



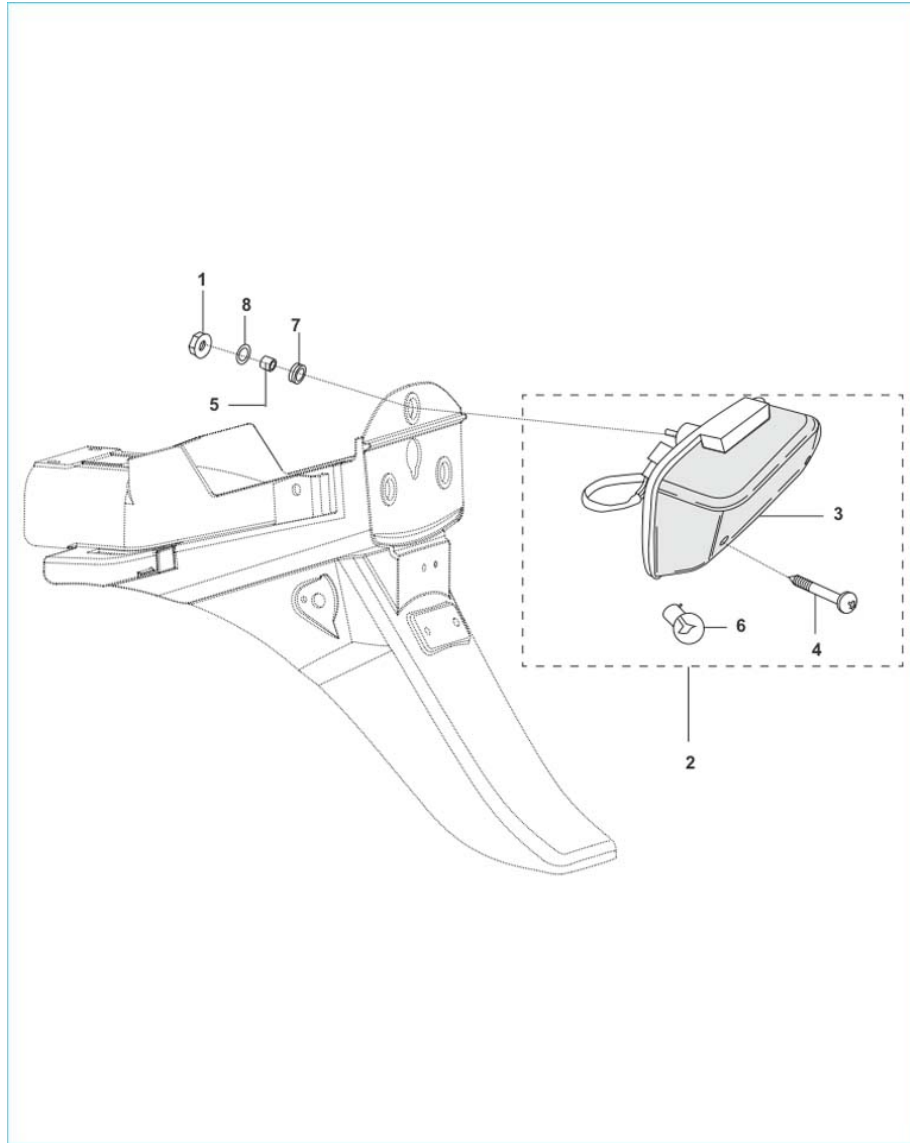
Sr. No.	Part No.	Description	QTY.	Remarks
13	39178301	SCREW - TRUSS :- M5 X 0.8 X 10	2	
14	30181060	DAMPER	2	
15	30181061	COLLAR	2	
16	39155304	BOLT - FLANGE :- M6	2	
17	39121111	WASHER - PLAIN	2	
19	PF402210	BOOT	1	
20	JG401036	REFLECTOR REFLEX	1	
21	39197215	NUT - HEXAGON WITH FLANGE :- M5	1	N.I. Reflector Mtg.

## Boxer BM 150 FI

## 45. Electrical Equipments



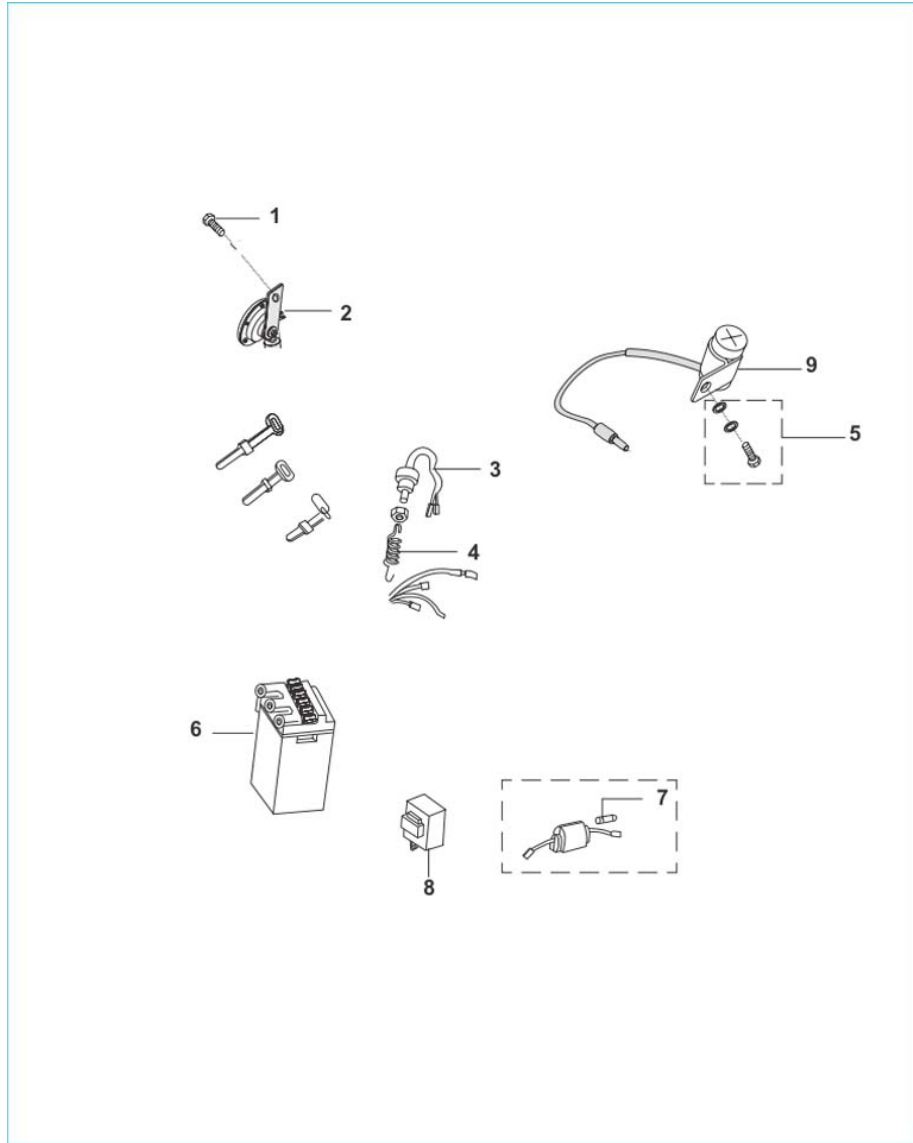
Sr. No.	Part No.	Description	QTY.	Remarks
1	JV401602	DC HORN	1	
2	39168904	BOLT - FLANGE	1	
3	PF402236	HARNESS WIRING - EURO III	1	EURO III
4	PF401404	BRAKE SWITCH ASSY RR	1	
5	PF401403	SPRING BRAKE SWITCH	1	
6	JG401806	BATTERY 12V 6AH VRLA DRY WITHOUT ACID BO	1	
7	PF401819	ASSEMBLY CASE BATTERY	1	Consist of 7a+7b
8	JA401801	BATTERY BAND 5 AH	1	
9	DS201025	FLASHER - D. C. :- SOLID STATE	1	
10	DK201078	STARTER RELAY- WITH NUT	1	
11	JD402212	BAND(LENGTH 200MM)	3	
12	JL403000	RELAY INTERLOCK	4	



Sr. No.	Part No.	Description	QTY.	Remarks
13	PF402238	CABLE ASSY ST RELAY TO MOTOR	1	
14	PF402239	CABLE ASSY BATTERY TO EARTH	1	
17	DT402226	FUSE 7.5A MINI	2	
18	JG402229	FUSE 15A (BLADE TYPE)	4	
19	39079815	NUT - HEXAGON WITH FLANGE :- M6	4	
20	PF111141	ASSEMBLY BRACKET ECU MTG BOTTOM	1	
21	PF111147	ASSEMBLY BRACKET ECU MTG TOP	1	
22	PF111163	PAD ECU	1	
23	JF351404	EPM44 MTB SERIES FOR PRODN	1	Non Flashed
24	JV401801	CASE BATTERY	1	
25	PF401820	FOAM BATTERY	1	

**Boxer BM 150 FI**

46. Tool Kit



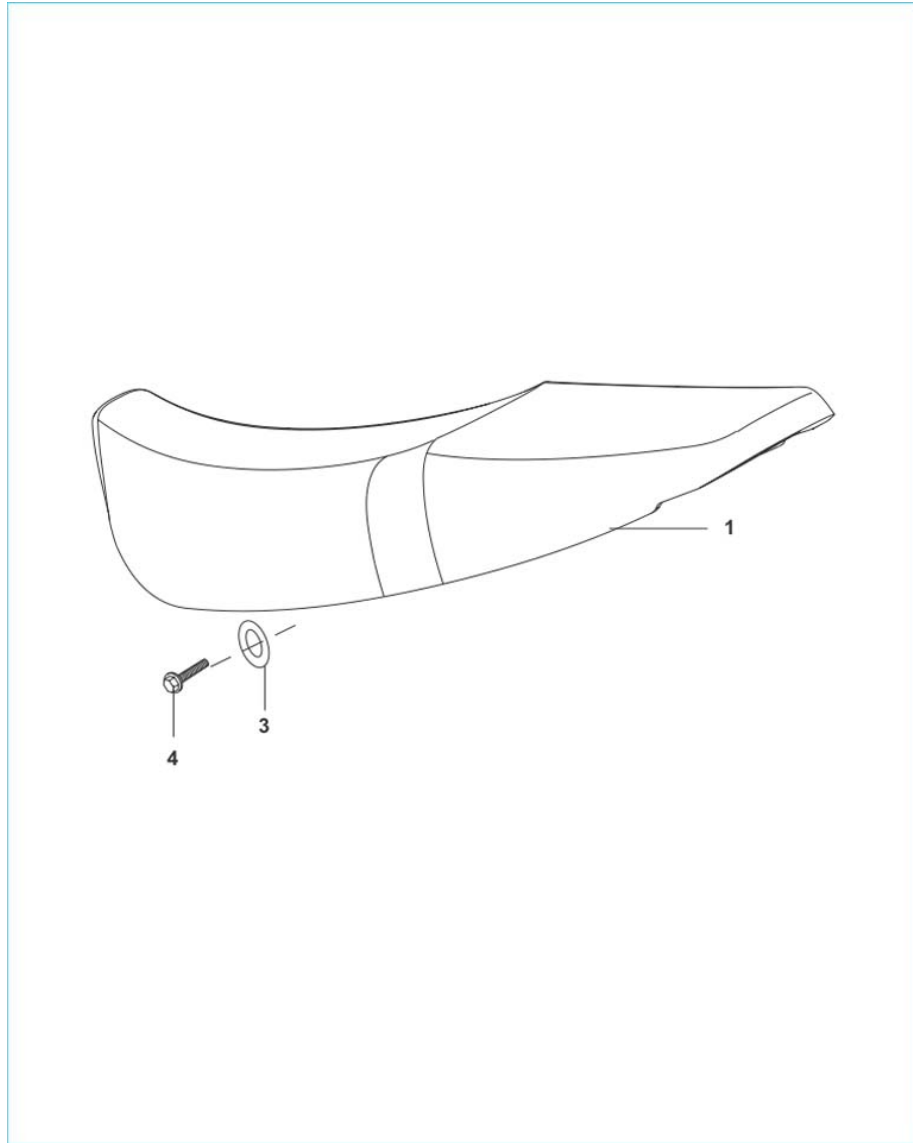
Sr. No.	Part No.	Description	QTY.	Remarks
1	DM221013	KIT -TOOL WITH VALUE ENGG. TOOLS	1	For Reference Only



Sr. No.	Part No.	Description	QTY.	Remarks
1	PF113008	STEP REAR LH	1	
2	PF113009	FOOTREST THIRD RH	1	
3	39129804	SCREW - HEXAGON SOCKET HEAD CAP:- M8	2	
4	39160804	BOLT - HEXAGON SOCKET HEAD :- M10 X 1.5	2	
5	PF231201	GUARD ASSEMBLY LEG	1	
6	JA231201	HOOK LEG GUARD	1	
7	JA231202	LEG GUARD SPACER	1	
8	39079815	NUT - HEXAGON WITH FLANGE :- M6	2	

## Boxer BM 150 FI

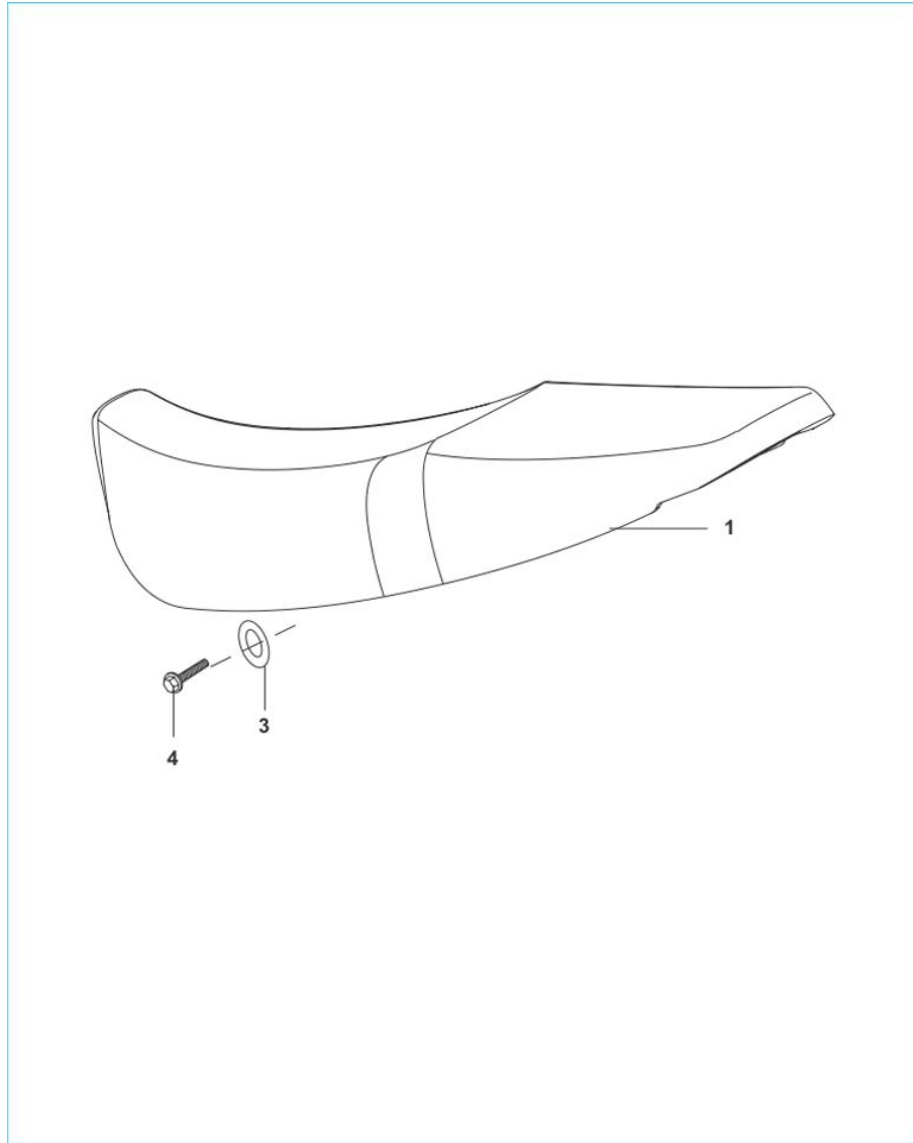
## 48. Painted Parts & Decals



Sr. No.	Part No.	Description	QTY.	Remarks
1	PF181209	WINDSHIELD	1	
2	PF181404	FENDER ASSEMBLY FRONT	1	
3	52JV0148	TANK ARTIC WHITE WITH DECAL (BM_150 FI)	1	
3	52JV0146	TANK EBONY BLACK WITH DECAL (BM_150 FI)	1	
3	52JV0147	TANK FLAME RED WITH DECAL (BM_150 FI)	1	
3	52JV0149	TANK ELECTRON BLUE WITH DECAL (BM_150 FI)	1	
4	52JV0156	SIDE CVR RH ARTIC WHITE WH DKL BM150 FI	1	
4	PF7302X3	SIDE COVER RH BM 150 EBONY BLACK DECAL	1	
4	PF73023F	SIDE COVER RH BM 150 FLAME RED DECAL	1	
4	PF73023E	SIDE COVER RH BM 150 ELECTRON BLUE DECAL	1	
5	52JV0152	SIDE CVR LH ARTIC WHT WITH DKL BM150 FI	1	
5	PF7301X3	SIDE COVER LH BM 150 EBONY BLACK DECAL	1	

## Boxer BM 150 FI

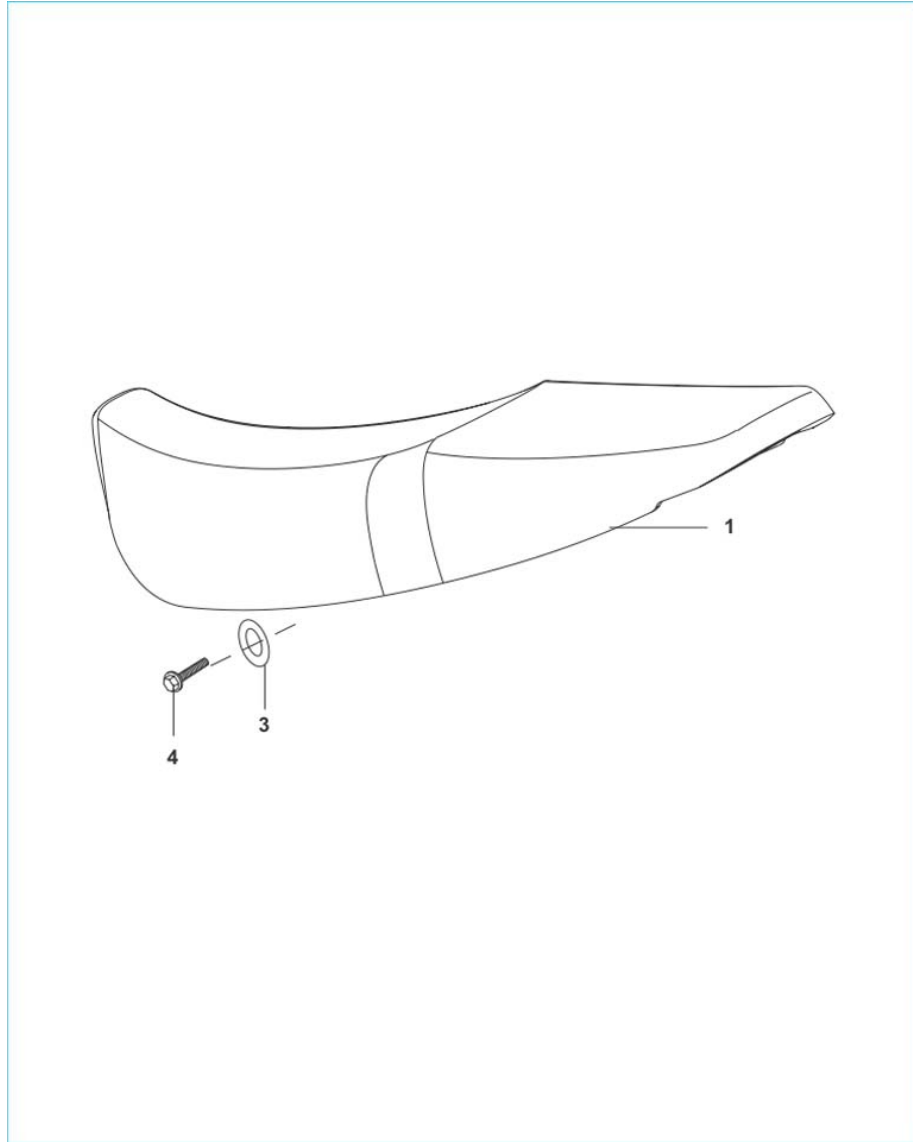
## 48. Painted Parts & Decals



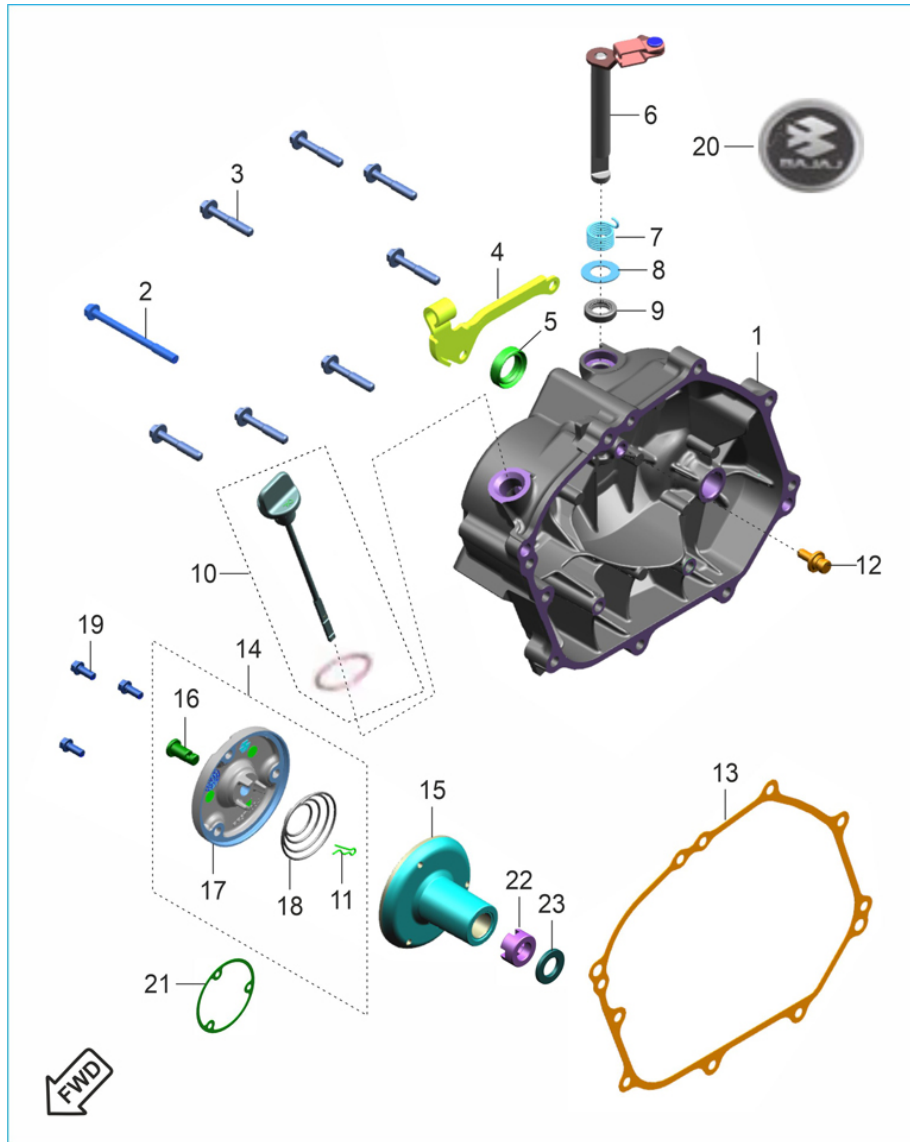
Sr. No.	Part No.	Description	QTY.	Remarks
5	PF73013F	SIDE COVER LH BM 150 FLAME RED DECAL	1	
5	PF73013E	SIDE COVER LH BM 150 ELECTRON BLUE DECAL	1	
6	PF74012D	COWLING PAINTED BM 150 ARTIC WHITE	1	
6	PF7401X3	COWLING PAINTED BM 150 EBONY BLACK	1	
6	PF74013F	COWLING PAINTED BM 150 FLAME RED	1	
6	PF74013E	COWLING PAINTED BM 150 ELECTRON BLUE	1	
7	36PF0083	KIT TANK DECAL ARCTIC WHITE	1	
7	36PF0017	KIT TANK DCL BLACK BM 150	1	
7	36PF0015	KIT TANK DCL RED BM 150	1	
7	36PF0016	KIT TANK DCL BLUE BM 150	1	
8	36PF0084	KIT SIDE COVER ARCTIC WHITE	1	
8	36PF0020	KIT DCL SIDE COVER BLACK BM150	1	

## Boxer BM 150 FI

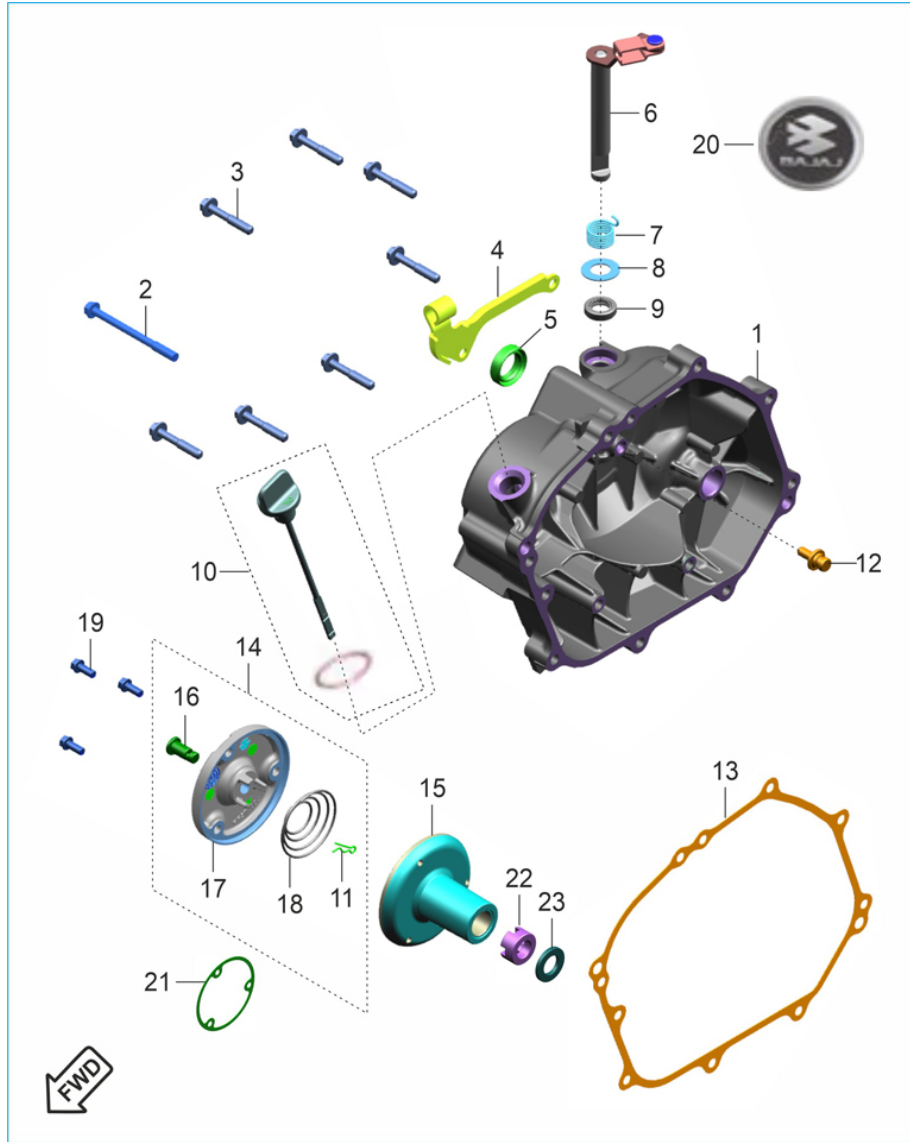
## 48. Painted Parts & Decals



Sr. No.	Part No.	Description	QTY.	Remarks
8	36PF0018	KIT DCL SIDE COVER RED BM150	1	
8	36PF0019	KIT DCL SIDE COVER BLUE BM150	1	



Sr. No.	Part No.	Description	QTY.	Remarks
1	56PFL33Q	COVER CLUTCH (PF541370) SILVER	1	
2	KAED0670	BOLT FLANGED M6X1	1	
3	JV541007	BOLT FLANGED M6X1	7	
4	PF541255	BRACKET CABLE CLUTCH	1	
5	30101142	SEAL OIL	1	
6	JV541208	SHAFT CLUTCH RELEASE ASSY	1	
7	JH541210	SPRING CLUTCH RELEASE SHAFT C101	1	
8	JE541213	WASHER PLAIN	1	
9	39104119	SEAL OIL	1	
10	52PF3125	ASSLY DIPSTICK WITH 'O' RING	1	
11	39219908	PIN SNAP	1	
12	JE551408	ROD PUSH K11	1	



Sr. No.	Part No.	Description	QTY.	Remarks
13	JA541212	GASKET COVER CLUTCH	1	
14	PF571003	ASSEMBLY COVER FILTER OIL	1	
15	PF571005	BODY FILTER OIL	1	
16	DH101066	JOINT OIL DELIVERY B	1	
17	PF571004	COVER FILTER OIL	1	
18	DH101067	SPRING OIL DELIVERY B	1	
19	LAE00098	BOLT FLANGED M5X0.8	3	
20	JV541225	LABEL COVER CLUTCH	1	
21	PF571006	GASKET FILETR OIL	1	
22	LCA00036	NUT M14X1	1	
23	LDB00149	WASHER PLAIN	1	

